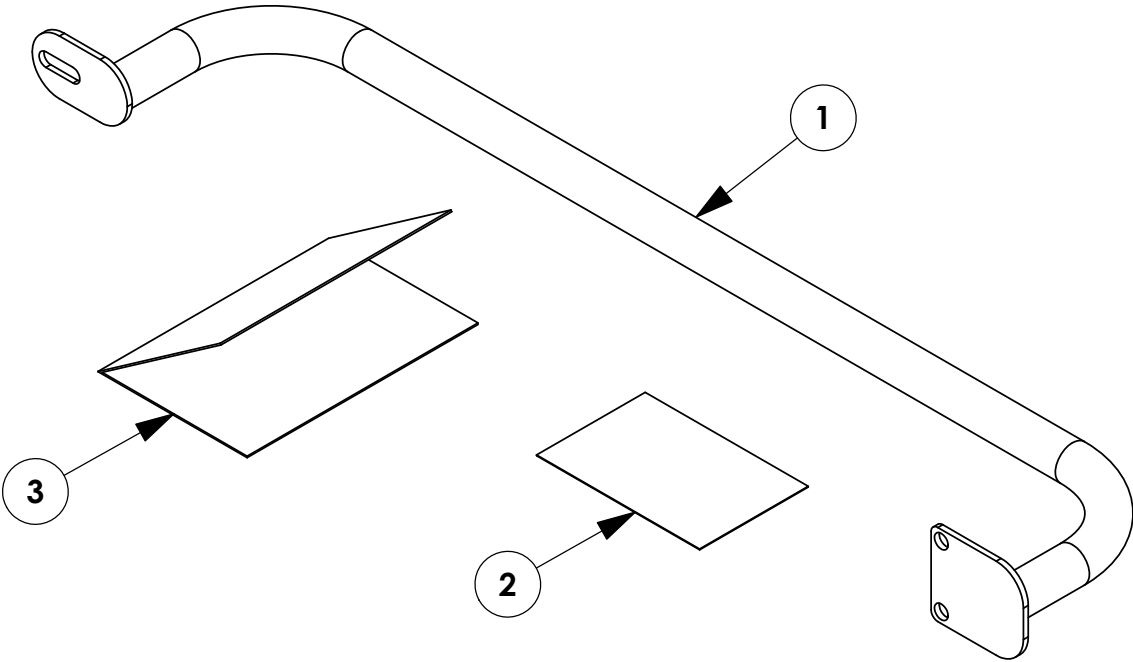


INSTR. : <b>62587</b> NUMBER		PG: <b>1</b>	REV: <b>C</b>	ITEM NO.	PART NUMBER	DESCRIPTION	QTY.
PART : <b>GHSPR</b> NUMBER				1	62553-Y	GRAB HANDLE	1
				2	BAGGHSPR	BAG FOR GHSPR	1
PART : GRAB HANDLE SPRINTER DESC. :				3	62587	INSTALL INS FOR GHSPR	1



**GET TO KNOW THE VEHICLE** - AT THE BEGINNING OF ANY INSTALLATION, CHECK THE LOCATION OF THE FUEL TANK, FUEL LINES, BRAKE LINES, HIGH VOLTAGE BATTERIES AND WIRING HARNESSSES TO AVOID INJURY OR PROPERTY DAMAGE FROM TOOL CONTACT.

**SEAL ALL EXTERIOR HOLES** - ALL INSTALLATION HOLES SHOULD BE SEALED WITH BUTYL TAPE OR SILICON TO PREVENT WATER AND EXHAUST GASES FROM ENTERING THE VEHICLE.

**CONTROL DRILL DEPTH** - TO AVOID DAMAGE TO THE VEHICLE, USE A DRILL STOP OR CLEARED STEP BIT WHEN DRILLING INSTALLATION HOLES.

**ALWAYS ADD PRIMER** - WHEN ADDING INSTALLATION HOLES BE SURE TO USE A SELF-ETCHING PRIMER TO PREVENT CORROSION, FASTENER FAILURE AND INJURY.

**MOUNTING POINTS MUST HAVE METAL-TO-METAL CONTACT** - USE PROVIDED MOUNTING SPACERS TO ACCOMMODATE FOR VEHICLE FEATURES, CARPET OR SUBFLOORS.

**PROVIDE CLEARANCE FOR SPACERS** - IF THE INSTALLATION VEHICLE CONTAINS A CARPET OR SUBFLOOR, USE A 1-3/16" DIAMETER CARPET CUTTER (P/N: 31183-0) AT ALL MOUNTING LOCATIONS TO OPEN UP ROOM FOR SPACERS.

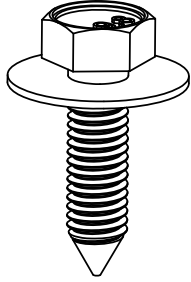
**CHECK SPACER ORIENTATION** - BE SURE THAT THE INDENT IN THE SPACER COVERS THE PLUSNUT HEAD; THIS ENSURES THE MOST METAL-TO-METAL CONTACT AND REDUCES VIBRATION.

**PLUSNUT INSTALLATION** - A PLUSNUT GUN IS RECOMMENDED FOR PLUSNUT INSTALLATION FOR ITS PRODUCTION SPEED. HOWEVER, A PLUSNUT SETTING TOOL CAN ALSO BE USED (P/N: 22200-0).

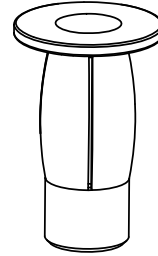
**THRU-BOLT CLEARANCE** - WHEN USING A THRU-BOLT AT ANY MOUNTING LOCATION, BE SURE THAT YOUR HOLE HAS 1/16" CLEARANCE.

**FASTENERS USED**

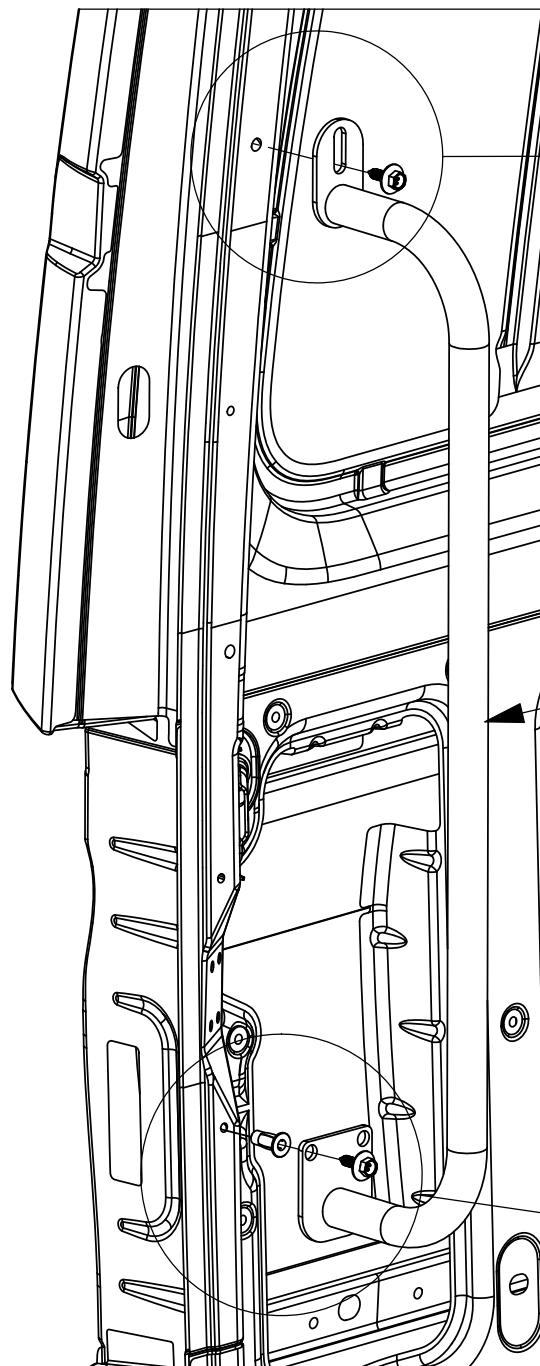
FAS0414  
SCREW,HH SEMS M8-1.25X30  
QTY: 02



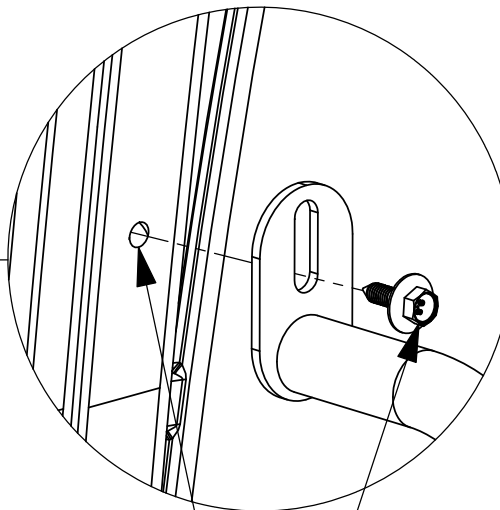
FAS0416  
PLUSNUT, M8-1.25  
QTY: 01



**BEGIN ASSEMBLY - DRIVER SIDE**  
**STEP 1 - MOUNT GRAB HANDLE**



DETAIL A  
SCALE 1 : 3



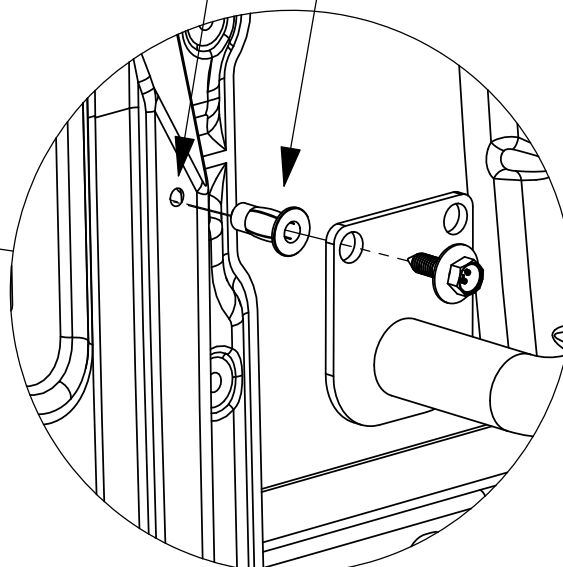
USE FAS0414  
13 MM SOCKET

OEM THREADED  
TOP HOLE

62553-Y

OEM NON-THREADED  
BOTTOM HOLE

USE FAS0414  
AND FAS0416  
PLUSNUT GUN  
13 MM SOCKET



DETAIL B  
SCALE 1 : 3

**BEGIN ASSEMBLY - PASSENGER SIDE  
STEP 1 - MOUNT GRAB HANDLE**

DETAIL C  
SCALE 1 : 3

62553-Y

USE FAS0414  
13 MM SOCKET

OEM THREADED  
TOP HOLE

OEM NON-THREADED  
BOTTOM HOLE

USE FAS0414  
AND FAS0416  
PLUSNUT GUN  
13 MM SOCKET

DETAIL D  
SCALE 1 : 3

