

CATALOG NUMBER

Wire Harness

72503

Backup Alarm



PRODUCT FEATURES

- This product is compatible with the Ford Ranger.
- Included in this kit is a white noise back up alarm (61501) and a wire harness (72501).
- This product is not compatible with BLIS, 67G, and 67J options.
- There are no OEM options required for this product.
- How this product works: As the vehicle approaches objects the alarm will sound while in reverse.

Model Year Validated:

2024

PURCHASED COMPONENT KEY FEATURES

DESCRIPTION OF REQUIREMENTS

DIMENSIONAL REQUIREMENTS (AS SHOWN ON DRAWING)

N/A

LOAD/RATING REQUIREMENT

N/A

MATERIAL REQUIREMENT

N/A

PACKAGING REQUIREMENT

N/A

OTHER REQUIREMENTS

Note:

AAMP Part # BUA-97WNC



THIS DRAWING IS THE PROPERTY OF ADRIAN STEEL COMPANY AND IS NOT TO BE USED IN ANY MANNER DETRIMENTAL TO THE INTERESTS OF ADRIAN STEEL COMPANY

TOLERANCES & INSPECTION

UNLESS OTHERWISE SPECIFIED

ALL BEND ANGLES ARE 90 DEGREES

ALL DIMENSIONS ARE IN INCHES.

REFERENCE DIMENSIONS (X.XXX)
DO NOT REQUIRE INSPECTION

FEATURES	HOLES/SLOTS	ANGLES
0.0 = ± .125	0.0 = ± .062	0° = ± 2°
0.00 = ± .062	0.00 = ± .031	0.0° = ± 1°
0.000 = ± .031	0.000 = ± .015	

Material Thickness: per ASTM Std.
Weld Callouts per AWS

RELEASE & REVISIONS

INITIAL ECN: **23456**

CURRENT ECN: **25415**

ECN DESCRIPTION:

Revise MPN on Alarm PPDS

REVISED BY: **JLT**

PURCHASED COMPONENT

REFERENCED SUPPLIER AND/OR MANUFACTURER

AAMP

REFERENCED SUPPLIER AND/OR MANUFACTURER PART NUMBER

BUA-97WNC

COLOR (ONLY LIST IF COLOR SPECIFIC)

COMODITY ITEM (Y/N) (YES = ALL DIMENSIONS AND NOTES ARE REFERENCE)
(NOTE: DIMENSIONS AND FEATURES MAY VARY FOR A COMODITY ITEM.)

NO

PRINTED DOCUMENT IS UNCONTROLLED

Sheet 1 of 1

PART / PRODUCT IDENTIFICATION



ADRIAN STEEL®

ADRIAN STEEL COMPANY
906 JAMES STREET, ADRIAN, MI 49221

REVISION LEVEL

A

MAT'L USED:

DESIGNED BY: **PEN**

DESCRIPTION:

B/U ALM, WHITE NOISE TR

WEIGHT (Lbs.): **2**

SEGMENT CODE: **ELE**

PART NUMBER: **61501**

PURCHASED COMPONENT KEY FEATURES

DESCRIPTION OF REQUIREMENTS

DIMENSIONAL REQUIREMENTS (AS SHOWN ON DRAWING)

N/A

LOAD/RATING REQUIREMENT

N/A

MATERIAL REQUIREMENT

N/A

PACKAGING REQUIREMENT

N/A

OTHER REQUIREMENTS

PLUG AND PLAY HARNESS, DOES NOT INCLUDE ALARM

2024 MDY RANGER



THIS DRAWING IS THE PROPERTY OF ADRIAN STEEL COMPANY AND IS NOT TO BE USED IN ANY MANNER DETRIMENTAL TO THE INTERESTS OF ADRIAN STEEL COMPANY

TOLERANCES & INSPECTION

UNLESS OTHERWISE SPECIFIED

ALL BEND ANGLES ARE 90 DEGREES

ALL DIMENSIONS ARE IN INCHES.

REFERENCE DIMENSIONS (X.XXX)
DO NOT REQUIRE INSPECTION

FEATURES	HOLES/SLOTS	ANGLES
0.0 = ± .125	0.0 = ± .062	0° = ± 2°
0.00 = ± .062	0.00 = ± .031	0.0° = ± 1°
0.000 = ± .031	0.000 = ± .015	

Material Thickness: per ASTM Std.
Weld Callouts per AWS

RELEASE & REVISIONS

INITIAL ECN: **26915**

CURRENT ECN: **26915**

ECN DESCRIPTION:

RELEASE FOR PRODUCTION

REVISED BY: **N/A**

PURCHASED COMPONENT

REFERENCED SUPPLIER AND/OR MANUFACTURER

AAMP

REFERENCED SUPPLIER AND/OR MANUFACTURER PART NUMBER

P-BUA-RANGER-24

COLOR (ONLY LIST IF COLOR SPECIFIC)

COMODITY ITEM (Y/N) (YES = ALL DIMENSIONS AND NOTES ARE REFERENCE)
(NOTE: DIMENSIONS AND FEATURES MAY VARY FOR A COMODITY ITEM.)

No

PRINTED DOCUMENT IS UNCONTROLLED

Sheet 1 of 1

PART / PRODUCT IDENTIFICATION



ADRIAN STEEL®

ADRIAN STEEL COMPANY
906 JAMES STREET, ADRIAN, MI 49221

REVISION LEVEL

A

MAT'L USED:

DESIGNED BY: **E.BURKE**

DESCRIPTION:

HARN, BUA RA 24 NO BLIS

WEIGHT (Lbs.): **0.75**

SEGMENT CODE: **ALA**

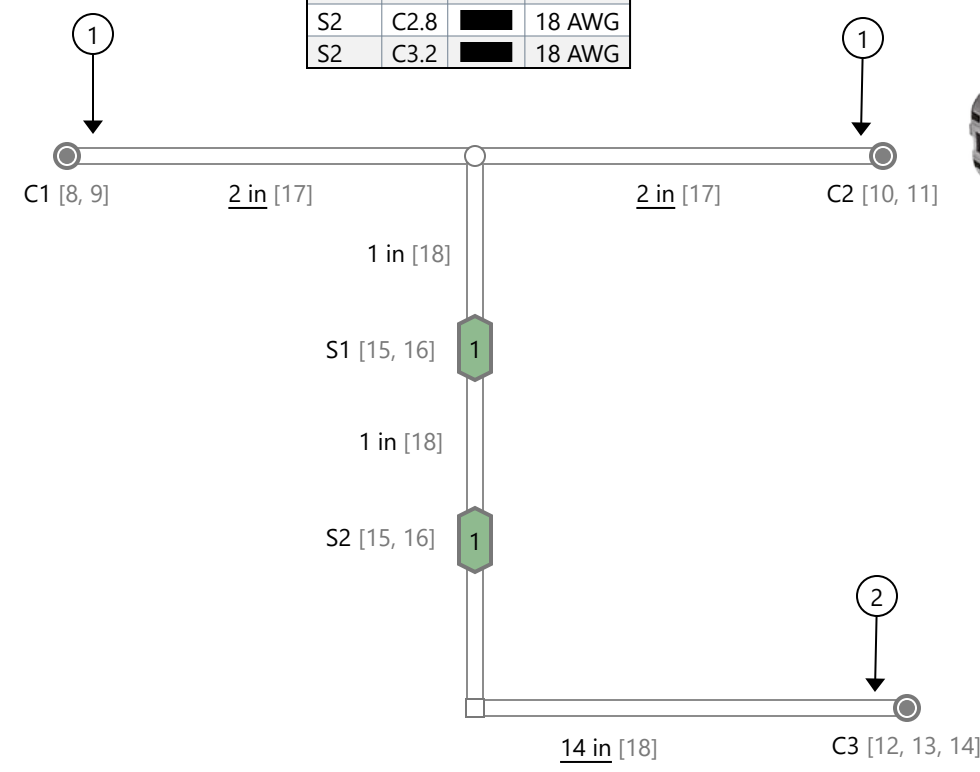
PART NUMBER: **72501**

Bill of Materials				
Id	Type	Manufacturer	Part Number	Quantity
1	Wire		18 AWG Black GXL	22 in
2	Wire		18 AWG Red GXL	21 in
3	Wire		18 AWG Blue GXL	4 in
4	Wire		18 AWG Gray GXL	4 in
5	Wire		18 AWG Green GXL	4 in
6	Wire		18 AWG Orange GXL	4 in
7	Wire		18 AWG White GXL	8 in
8	Connector	Molex	33472-4801	1
9	Contact	Molex	33012-3002	8
10	Connector	Molex	33482-4801	1
11	Contact	Molex	33000-1002	8
12	Connector	TE Connectivity - Deutsch	DT04-2P	1
13	Contact	TE Connectivity	1060-16-0122	2
14	Lock	TE Connectivity	W2P	1
15	Splice	TE	Generic Splice	2
16	Heat Shrink	CYG	CB-DWT-3/16	2
17	Tape	Tesa	51036	
18	Corrugated Tubing		0.25" Nylon Split Wall	16 in

Coverings	
Id	Assembly
[17]	
[18]	

Notes	
①	Cover wiring with cloth tape; leave 1/2" of exposed wiring behind connector
②	Lock tape split loom behind C3

From	To	Color	Gauge	From Contact PN
C1.1	C2.1	Orange	18 AWG	33012-3002
C1.2	S1	Red	18 AWG	33012-3002
C1.3	C2.3	Blue	18 AWG	33012-3002
C1.4	C2.4	White	18 AWG	33012-3002
C1.5	C2.5	Green	18 AWG	33012-3002
C1.6	C2.6	White	18 AWG	33012-3002
C1.7	C2.7	Gray	18 AWG	33012-3002
C1.8	S2	Black	18 AWG	33012-3002



From	To	Color	Gauge
S1	C1.2	Red	18 AWG
S1	C2.2	Red	18 AWG
S1	C3.1	Red	18 AWG
S2	C1.8	Black	18 AWG
S2	C2.8	Black	18 AWG
S2	C3.2	Black	18 AWG

From	To	Color	Gauge	From Contact PN
C2.1	C1.1	Orange	18 AWG	33000-1002
C2.2	S1	Red	18 AWG	33000-1002
C2.3	C1.3	Blue	18 AWG	33000-1002
C2.4	C1.4	White	18 AWG	33000-1002
C2.5	C1.5	Green	18 AWG	33000-1002
C2.6	C1.6	White	18 AWG	33000-1002
C2.7	C1.7	Gray	18 AWG	33000-1002
C2.8	S2	Black	18 AWG	33000-1002



From	To	Color	Gauge	From Contact PN
C3.1	S1	Red	18 AWG	1060-16-0122
C3.2	S2	Black	18 AWG	1060-16-0122



Revisions			
Rev.	Date	Author	Description
A	12/12/2023	Bennet Fisher	Initial Drawing

UNLESS OTHERWISE SPECIFIED DIMENSIONS ARE IN MILLIMETERS [INCHES] TOLERANCES: ±5MM PROPRIETARY AND CONFIDENTIAL THE INFORMATION CONTAINED IN THIS DRAWING IS THE SOLE PROPERTY OF AAMP GLOBAL. ANY REPRODUCTION IN PART OR AS A WHOLE WITHOUT THE WRITTEN PERMISSION OF AAMP GLOBAL IS PROHIBITED.		Name	Date	
	Designed By	Bennet Fisher	10/06/2020	
	Engineering Approval			
	Manufacturing Approval			
	Revision Approval			
Quality Assurance				
		Part Number: P-BUA-RANGER-24		Revision: A
		Description: 2024 Ford Ranger - No BLIS/with Incandescent Backup Alarm Harness		Sheet: ----



P-BUA-RANGER-24

Wiring Harness for Backup Alarm 2024 Ford Ranger

INSTALLATION MANUAL

Stinger[®]

Thank you for purchasing the
P-BUA-RANGER-24



Table of Contents

Page 3 - Tools Required For Installation

WHAT'S INCLUDED:

- Vehicle Specific Wire Harness (P-BUA-RANGER-24)

COMPATIBLE ACCESSORIES:

- 97dB Backup Alarm (BUA-97C)
- 97dB White Noise Backup Alarm (BUA-97WNC)



TOOLS REQUIRED:



1.

2.

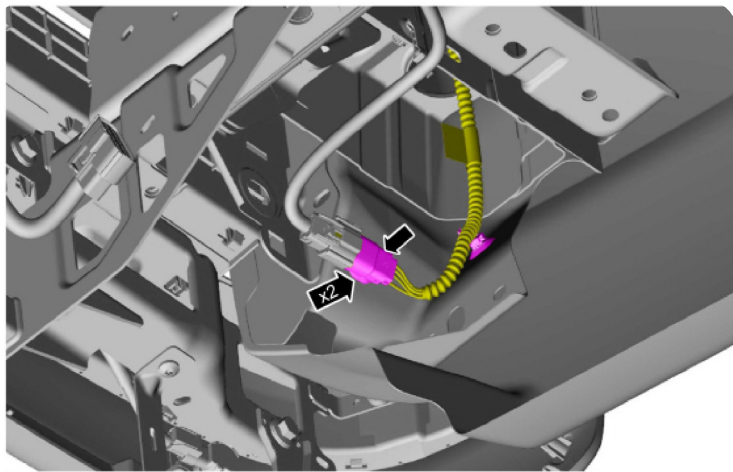
3.

- 1. 10mm Nut-setter
- 2. Impact Drill
- 3. Diagonal Cutters



STEP 1:

Locate the OEM tail lamp connector that is directly below the tail lamp on the underside of the vehicle.



STEP 2:


Unplug the OEM connector and install the P-BUA-RANGER-24 harness between the OEM connectors



STEP 3:

Use an impact drill and 10mm nut-setter to install a compatible backup alarm on the underside of the vehicle; inside the driver side frame rail, near the back end of the truck.

Note: (2) 10mm TEK screws are provided with the compatible backup alarm



STEP 4:

Plug the backup alarm connector into the mating connector on the P-BUA-RANGER-24 harness. Secure any excess wiring with cable ties. Use diagonal cutters to remove excess cable tie material.

STEP 5:

Test the backup alarm





Stinger[®]

Phone – 866-931-8021 (option 3)

E-Mail – techsupport@stingersolutions.com

StingerSolutions.com

REV. A