

## 97dB Backup Alarm Kit - Chevy Colorado

### CATALOG NUMBER

**Wire Harness**

**64051**

**Backup Alarm**



### PRODUCT FEATURES

- This product is compatible with the Chevy Colorado.
- This kit includes a 97dB backup alarm (64019) and a wire harness (64018).
- There are no OEM options required for this product.
- There are no OEM options that this product is not compatible.
- What this product does: As the vehicle approaches different objects the alarm will sound while in reverse.

### Model Year Validated:

2024

# PURCHASED COMPONENT KEY FEATURES

## DESCRIPTION OF REQUIREMENTS

DIMENSIONAL REQUIREMENTS (AS SHOWN ON DRAWING)

N/A

LOAD/RATING REQUIREMENT

N/A

MATERIAL REQUIREMENT

N/A

PACKAGING REQUIREMENT

N/A

OTHER REQUIREMENTS

Plug & play harness, does not include alarm.

2020 MDY  
No vehicle options required



THIS DRAWING IS THE PROPERTY OF ADRIAN STEEL COMPANY AND IS NOT TO BE USED IN ANY MANNER DETRIMENTAL TO THE INTERESTS OF ADRIAN STEEL COMPANY

## TOLERANCES & INSPECTION

*UNLESS OTHERWISE SPECIFIED*

ALL BEND ANGLES ARE 90 DEGREES

ALL DIMENSIONS ARE IN INCHES.

REFERENCE DIMENSIONS (X.XXX)  
DO NOT REQUIRE INSPECTION

FEATURES	HOLES/SLOTS	ANGLES
0.0 = ± .125	0.0 = ± .062	0° = ± 2°
0.00 = ± .062	0.00 = ± .031	0.0° = ± 1°
0.000 = ± .031	0.000 = ± .015	

Material Thickness: per ASTM Std.  
Weld Callouts per AWS

## RELEASE & REVISIONS

INITIAL ECN: **24579**

CURRENT ECN: **25280**

ECN DESCRIPTION:

Scan supplier's print

REVISED BY: **AMB**

# PURCHASED COMPONENT

REFERENCED SUPPLIER AND/OR MANUFACTURER

**AAMP**

REFERENCED SUPPLIER AND/OR MANUFACTURER PART NUMBER

**P-BUA-COLORADO**

COLOR (ONLY LIST IF COLOR SPECIFIC)

COMODITY ITEM (Y/N) (YES = ALL DIMENSIONS AND NOTES ARE REFERENCE)  
(NOTE: DIMENSIONS AND FEATURES MAY VARY FOR A COMODITY ITEM.)

**YES**

PRINTED DOCUMENT IS UNCONTROLLED

Sheet 1 of 1

## PART / PRODUCT IDENTIFICATION



**ADRIAN STEEL®**

ADRIAN STEEL COMPANY  
906 JAMES STREET, ADRIAN, MI 49221

REVISION LEVEL

**A**

MAT'L USED:

DESIGNED BY: **A. BUSSING**

DESCRIPTION:

**HARN, BUA CO**

WEIGHT (Lbs.): **1.0**

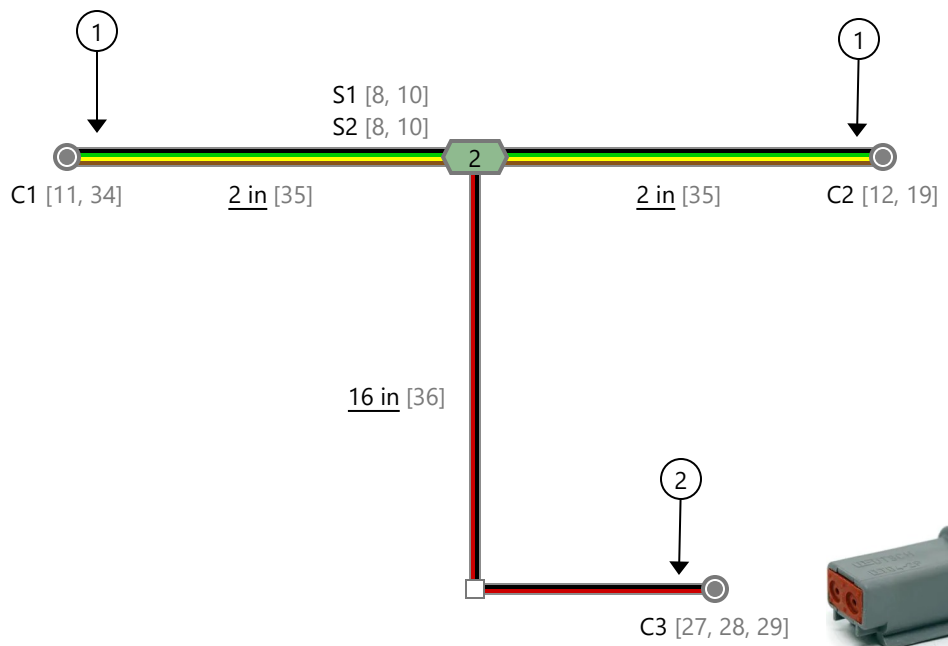
SEGMENT CODE: **ALA**

PART NUMBER: **64018**

Revisions			
Rev.	Date	Author	Description
1	3/17/2020	Bennet Fisher	Initial Drawing
2	4/6/2020	Bennet Fisher	Changed all wire between connectors to 18 Gauge
3	10/29/2020	Bennet Fisher	Updated Female connector contacts


Coverings	
Id	Assembly
[35]	
[36]	

From	To	Color	Gauge
C1.1	S1	Green	18 AWG
C1.2	C2.2	Brown	18 AWG
C1.3	C2.3	Yellow	18 AWG
C1.4	S2	Black	18 AWG



From	To	Color	Gauge
S1	C1.1	Green	18 AWG
S1	C2.1	Green	18 AWG
S1	C3.1	Red	18 AWG
S2	C1.4	Black	18 AWG
S2	C2.4	Black	18 AWG
S2	C3.2	Black	18 AWG

From	To	Color	Gauge
C2.1	S1	Green	18 AWG
C2.2	C1.2	Brown	18 AWG
C2.3	C1.3	Yellow	18 AWG
C2.4	S2	Black	18 AWG



From	To	Color	Gauge
C3.1	S1	Red	18 AWG
C3.2	S2	Black	18 AWG



Notes

- ① Cover wiring with cloth tape; leave 1/2" of exposed wiring behind connector
- ② Lock tape split loom behind C3

Title	----	Part Number	P-BUA-COLORADO_	
Description	2020 Chevrolet Colorado Backup Alarm Harness		Revision	----

	Name	Date
Drawn By	----	----
Eng Approved	----	----
Mfg Approved	----	----
QA	----	----

This document contains confidential and proprietary information that cannot be reproduced or divulged, in whole or in part, without written authorization.

“Compare Installation Instructions that come with the Product to Installation Instructions in ASCO System for accuracy.”



P-BUA-COLORADO

## Wiring Harness for Backup Alarm 2016-2021 Chevrolet Colorado

**INSTALLATION MANUAL**





Thank you for purchasing the  
**P-BUA-COLORADO**



**Table of Contents**

**Page 3 - Tools Required For Installation**

**WHAT'S INCLUDED:**

- **Vehicle Specific Wire Harness (P-BUA-COLORADO)**

**COMPATIBLE ACCESSORIES:**

- **97dB Backup Alarm (BUA-97C)**
- **97dB White Noise Backup Alarm (BUA-97WNC)**



## TOOLS REQUIRED:




1. 10mm Nut-setter
2. Impact Drill



## STEP 1:

Locate the OEM tail lamp connector that is below the truck's driver side tail lamp - The connector is accessible from the underside of the truck



## STEP 2:

Unplug the OEM connector



## STEP 3:

Install the P-BUA-COLORADO harness between the two OEM connectors



## STEP 4:

Use an impact drill and 10mm nut-setter to install a compatible backup alarm on the metal surface near the tail lamp connector

Note: (2) 10mm TEK screws are provided with the compatible backup alarm



## STEP 5:

Plug the backup alarm connector into the mating connector on the P-BUA-COLORADO harness

## STEP 6:

Enter the Vehicle Settings menu through the driver's information center

- Change the remote entry exterior lighting to "off"
  - This will prevent the backup alarm from sounding when the vehicle is unlocked with the OEM keyless entry transmitter

## STEP 7:

Test the backup alarm





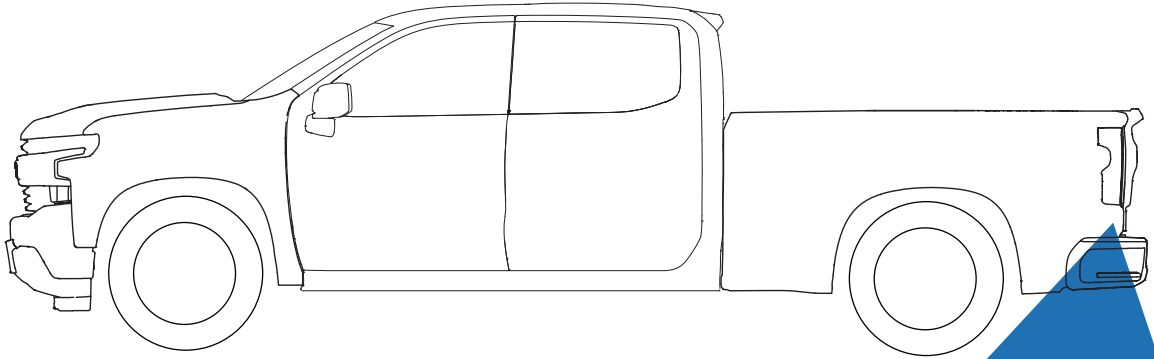
Phone – 866-766-2267

E-Mail – [support@aampglobal.com](mailto:support@aampglobal.com)



**EchoMaster is a Power Brand of AAMP Global**

[EchoMaster.com](http://EchoMaster.com)



OEM tail lamp connection  
and backup alarm placement  
are below driver side tail lamp

Access from underside of vehicle



# PURCHASED COMPONENT KEY FEATURES

## DESCRIPTION OF REQUIREMENTS

DIMENSIONAL REQUIREMENTS (AS SHOWN ON DRAWING)

N/A

LOAD/RATING REQUIREMENT

N/A

MATERIAL REQUIREMENT

N/A

PACKAGING REQUIREMENT

N/A

OTHER REQUIREMENTS

**Note:**

97dB Backup Alarm module

Alarm only, requires vehicle specific harness



THIS DRAWING IS THE PROPERTY OF ADRIAN STEEL COMPANY AND IS NOT TO BE USED IN ANY MANNER DETRIMENTAL TO THE INTERESTS OF ADRIAN STEEL COMPANY

### TOLERANCES & INSPECTION

UNLESS OTHERWISE SPECIFIED

ALL BEND ANGLES ARE 90 DEGREES

ALL DIMENSIONS ARE IN INCHES.

REFERENCE DIMENSIONS (X.XXX)  
DO NOT REQUIRE INSPECTION

FEATURES	HOLES/SLOTS	ANGLES
0.0 = ± .125	0.0 = ± .062	0° = ± 2°
0.00 = ± .062	0.00 = ± .031	0.0° = ± 1°
0.000 = ± .031	0.000 = ± .015	

Material Thickness: per ASTM Std.  
Weld Callouts per AWS

### RELEASE & REVISIONS

INITIAL ECN: **24579**

CURRENT ECN: **25366**

ECN DESCRIPTION:

**Update PPDS for B/U Alarm and GPS Reader**

REVISED BY: **JLT**

## PURCHASED COMPONENT

REFERENCED SUPPLIER AND/OR MANUFACTURER

**AAMP**

REFERENCED SUPPLIER AND/OR MANUFACTURER PART NUMBER

**BUA-97C**

COLOR (ONLY LIST IF COLOR SPECIFIC)

COMODITY ITEM (Y/N) (YES = ALL DIMENSIONS AND NOTES ARE REFERENCE)  
(NOTE: DIMENSIONS AND FEATURES MAY VARY FOR A COMODITY ITEM.)

**YES**

PRINTED DOCUMENT IS UNCONTROLLED

Sheet 1 of 1

### PART / PRODUCT IDENTIFICATION



**ADRIAN STEEL®**

ADRIAN STEEL COMPANY  
906 JAMES STREET, ADRIAN, MI 49221

REVISION LEVEL

**C**

MAT'L USED:

DESIGNED BY: **A. BUSSING**

DESCRIPTION:

**B/U ALM. MODULAR**

WEIGHT (Lbs.): **1.0**

SEGMENT CODE: **ALA**

PART NUMBER: **64019**