

97dB Backup Alarm - Promaster City

CATALOG NUMBER

64050

Wire Harness

Backup Alarm



PRODUCT FEATURES

- This kit is compatible with the RAM Promaster City.
- This kit includes the 97dB backup alarm (64019) and a wire harness (64017).
- There are no OEM options required with this product.
- There are no OEM options this product is not compatible with.
- How this product works: The alarm will sound when the vehicle approaches objects while in reverse.

Model Year Validated:

2022

PURCHASED COMPONENT KEY FEATURES

DESCRIPTION OF REQUIREMENTS

DIMENSIONAL REQUIREMENTS (AS SHOWN ON DRAWING)

N/A

LOAD/RATING REQUIREMENT

N/A

MATERIAL REQUIREMENT

N/A

PACKAGING REQUIREMENT

N/A

OTHER REQUIREMENTS

Plug & play harness, does not include alarm.

2020 MDY
No vehicle options required



THIS DRAWING IS THE PROPERTY OF ADRIAN STEEL COMPANY AND IS NOT TO BE USED IN ANY MANNER DETRIMENTAL TO THE INTERESTS OF ADRIAN STEEL COMPANY

TOLERANCES & INSPECTION

UNLESS OTHERWISE SPECIFIED

ALL BEND ANGLES ARE 90 DEGREES

ALL DIMENSIONS ARE IN INCHES.

REFERENCE DIMENSIONS (X.XXX)
DO NOT REQUIRE INSPECTION

FEATURES	HOLES/SLOTS	ANGLES
0.0 = ± .125	0.0 = ± .062	0° = ± 2°
0.00 = ± .062	0.00 = ± .031	0.0° = ± 1°
0.000 = ± .031	0.000 = ± .015	

Material Thickness: per ASTM Std.
Weld Callouts per AWS

RELEASE & REVISIONS

INITIAL ECN: **24579**

CURRENT ECN: **25280**

ECN DESCRIPTION:

Scan supplier's print

REVISED BY: **AMB**

PURCHASED COMPONENT

REFERENCED SUPPLIER AND/OR MANUFACTURER

AAMP

REFERENCED SUPPLIER AND/OR MANUFACTURER PART NUMBER

P-BUA-PROMASTER CITY

COLOR (ONLY LIST IF COLOR SPECIFIC)

COMODITY ITEM (Y/N) (YES = ALL DIMENSIONS AND NOTES ARE REFERENCE)
(NOTE: DIMENSIONS AND FEATURES MAY VARY FOR A COMODITY ITEM.)

YES

PRINTED DOCUMENT IS UNCONTROLLED

Sheet 1 of 1

PART / PRODUCT IDENTIFICATION



ADRIAN STEEL®

ADRIAN STEEL COMPANY
906 JAMES STREET, ADRIAN, MI 49221

REVISION LEVEL

A

MAT'L USED:

DESIGNED BY: **A. BUSSING**

DESCRIPTION:

HARN, BUA PC

WEIGHT (Lbs.): **1.0**

SEGMENT CODE: **ALA**

PART NUMBER: **64017**

Revisions

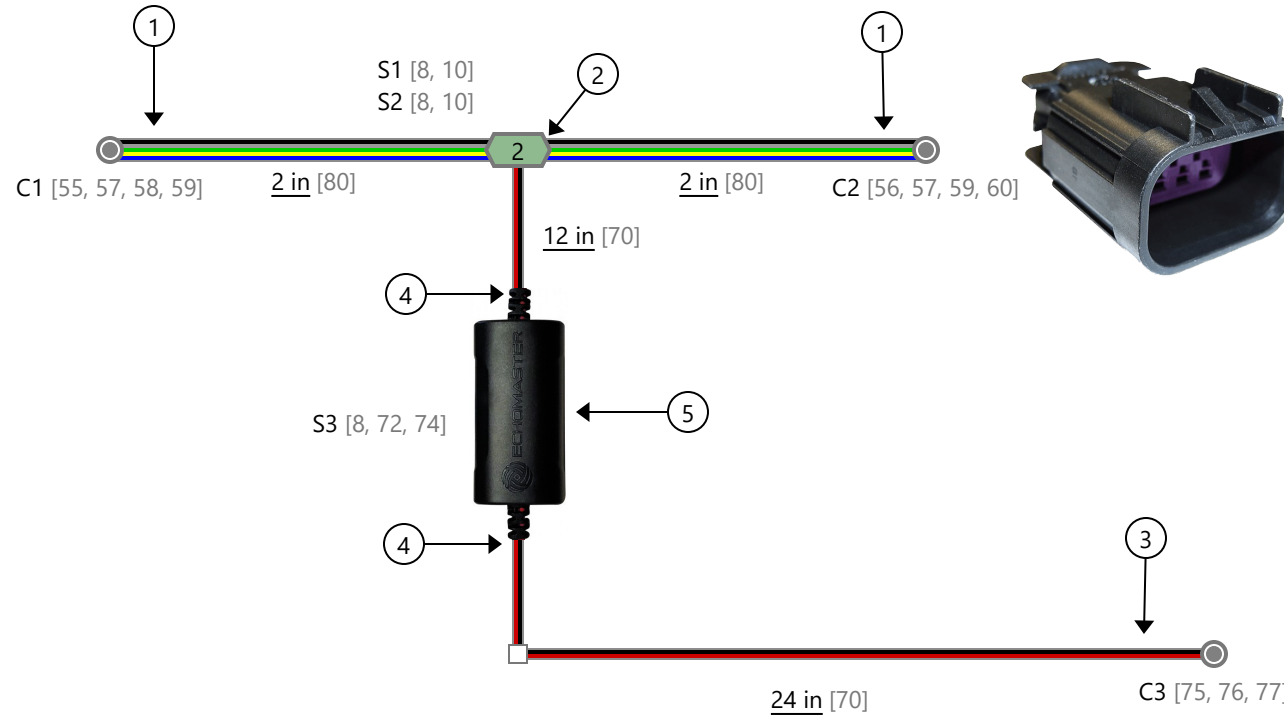
Rev.	Date	Author	Description
1	8/13/2020	Bennet Fisher	Initial Drawing

Coverings

Id	Assembly
[70]	
[80]	

From	To	Color	Gauge
S1	C1.D	Grey	16 AWG
S1	C2.D	Grey	16 AWG
S1	S3	Red	16 AWG
S2	C1.F	Black	16 AWG
S2	C2.F	Black	16 AWG
S2	S3	Black	16 AWG

From	To	Color	Gauge
C1.B	C2.B	Blue	16 AWG
C1.C	C2.C	Yellow	16 AWG
C1.D	S1	Grey	16 AWG
C1.E	C2.E	Green	16 AWG
C1.F	S2	Black	16 AWG



From	To	Color	Gauge
C2.B	C1.B	Blue	16 AWG
C2.C	C1.C	Yellow	16 AWG
C2.D	S1	Grey	16 AWG
C2.E	C1.E	Green	16 AWG
C2.F	S2	Black	16 AWG

From	To	Color	Gauge
C3.1	S3	Red	18 AWG
C3.2	S3	Black	18 AWG



Notes

- ① Cover wiring with cloth tape; leave 1/2" of exposed wiring behind connector
- ② Splice Red & Black leads from CA-FLTR to T-Harness
- ③ Lock tape split loom behind C3
- ④ Lock tape split loom at sides of CA-FLTR
- ⑤ Cover entire CA-FLTR with heat shrink

Title	----	Part Number	P-BUA-PROMASTER CITY_	
Description	2020 Ram Promaster City Backup Alarm T-Harness		Revision	----

	Name	Date
Drawn By	----	----
Eng Approved	----	----
Mfg Approved	----	----
QA	----	----



This document contains confidential and proprietary information that cannot be reproduced or divulged, in whole or in part, without written authorization.

“Compare Installation Instructions that come with the Product to Installation Instructions in ASCO System for accuracy.”



P-BUA-PROMASTER CITY

Wiring Harness for Backup Alarm 2015-2020 Ram Promaster City

INSTALLATION MANUAL





Thank you for purchasing the **P-BUA-PROMASTER CITY**



Table of Contents


Page 3 - Tools Required For Installation

WHAT'S INCLUDED:

- Vehicle Specific Wire Harness (P-BUA-PROMASTER CITY)

COMPATIBLE ACCESSORIES:

- 97dB Backup Alarm (BUA-97C)
- 97dB White Noise Backup Alarm (BUA-97WNC)



TOOLS REQUIRED:



1. 10mm Nut-setter
2. #3 Phillips Bit
3. Impact Drill




STEP 1:

Use an impact drill and #3 Phillips bit to remove the driver side tail lamp assembly



STEP 2:

Unplug the OEM tail lamp connector and install the P-BUA-PROMASTER CITY harness between the OEM connectors



STEP 3:

Route the harness down the tail lamp cavity and re-install the driver side tail lamp
Note: Make sure the in-line filter on the harness is tucked into the lamp housing as shown or the lamp will not fit back into place



STEP 4:

Use an impact drill and 10mm nut-setter to install a compatible backup alarm on the underside of the vehicle

Note: (2) 10mm TEK screws are provided with the compatible backup alarm




STEP 5:

Plug the backup alarm connector into the mating connector on the P-BUA-PROMASTER CITY harness.

STEP 6:

Test the backup alarm





Phone – 866-766-2267

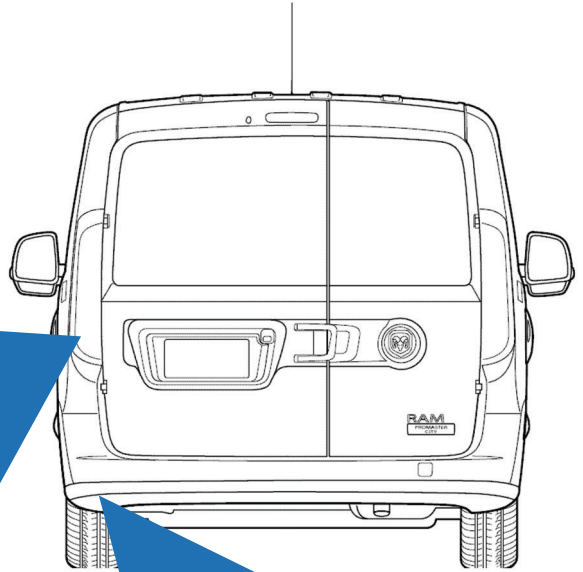
E-Mail – support@aampglobal.com



EchoMaster is a Power Brand of AAMP Global

EchoMaster.com

OEM tail lamp
connector is behind
driver side tail lamp



Backup alarm is
located on street side
of driver side frame
rail, directly below
driver side tail lamp



PURCHASED COMPONENT KEY FEATURES

DESCRIPTION OF REQUIREMENTS

DIMENSIONAL REQUIREMENTS (AS SHOWN ON DRAWING)

N/A

LOAD/RATING REQUIREMENT

N/A

MATERIAL REQUIREMENT

N/A

PACKAGING REQUIREMENT

N/A

OTHER REQUIREMENTS

Note:

97dB Backup Alarm module

Alarm only, requires vehicle specific harness



THIS DRAWING IS THE PROPERTY OF ADRIAN STEEL COMPANY AND IS NOT TO BE USED IN ANY MANNER DETRIMENTAL TO THE INTERESTS OF ADRIAN STEEL COMPANY

TOLERANCES & INSPECTION

UNLESS OTHERWISE SPECIFIED

ALL BEND ANGLES ARE 90 DEGREES

ALL DIMENSIONS ARE IN INCHES.

REFERENCE DIMENSIONS (X.XXX)
DO NOT REQUIRE INSPECTION

FEATURES	HOLES/SLOTS	ANGLES
0.0 = ± .125	0.0 = ± .062	0° = ± 2°
0.00 = ± .062	0.00 = ± .031	0.0° = ± 1°
0.000 = ± .031	0.000 = ± .015	

Material Thickness: per ASTM Std.
Weld Callouts per AWS

RELEASE & REVISIONS

INITIAL ECN: **24579**

CURRENT ECN: **25366**

ECN DESCRIPTION:

Update PPDS for B/U Alarm and GPS Reader

REVISED BY: **JLT**

PURCHASED COMPONENT

REFERENCED SUPPLIER AND/OR MANUFACTURER

AAMP

REFERENCED SUPPLIER AND/OR MANUFACTURER PART NUMBER

BUA-97C

COLOR (ONLY LIST IF COLOR SPECIFIC)

COMODITY ITEM (Y/N) (YES = ALL DIMENSIONS AND NOTES ARE REFERENCE)
(NOTE: DIMENSIONS AND FEATURES MAY VARY FOR A COMODITY ITEM.)

YES

PRINTED DOCUMENT IS UNCONTROLLED

Sheet 1 of 1

PART / PRODUCT IDENTIFICATION



ADRIAN STEEL®

ADRIAN STEEL COMPANY
906 JAMES STREET, ADRIAN, MI 49221

REVISION LEVEL

C

MAT'L USED:

DESIGNED BY: **A. BUSSING**

DESCRIPTION:

B/U ALM. MODULAR

WEIGHT (Lbs.): **1.0**

SEGMENT CODE: **ALA**

PART NUMBER: **64019**