


**Introduction / Comments:**

THESE WINDOW SCREEN KIT IS DESIGNED TO FIT THE  
2014 FORD TRANSIT CONNECT REAR CARGO DOORS.

**Note:**

It is advised that all fasteners used in this assembly and installation of this Rack should be checked for tightness at the following intervals: @ 2-weeks and again @ 6-weeks of operation. This preventive maintenance step must be completed to ensure your package gives you long service life.



**60-TC14RB**  
**WINDOW SCREEN KIT, REAR CARGO DOORS**  
**FOR 2014 FORD TRANSIT CONNECT**

## - PRECAUTIONS -





 **CAUTION**   
**THE USE OF AIR IMPACT TOOLS CAN  
OVER-TORQUE FASTENERS AND  
CAUSE FASTENER FAILURE!**



 **CAUTION**   
**ALL INSTALLATION HOLES SHOULD BE SEALED  
WITH SILICON OR BUTYL SEALANT TO PREVENT  
EXHAUST FUMES FROM ENTERING THE VEHICLE!**



 **DANGER**   
**INSPECT FOR FUEL TANK, FUEL LINES, BRAKE LINES, HIGH  
VOLTAGE BATTERIES AND ELECTRICAL LINES PRIOR TO  
DRILLING TO AVOID DAMAGING CRITICAL VEHICLE SYSTEMS  
OR INJURY TO INSTALLER DURING INSTALLATION PROCESS!**



 **CAUTION**   
**TO AVOID DAMAGING THE VEHICLE ALWAYS  
USE DRILL STOPS WHEN DRILLING ANY IN-  
STALLATION HOLES!**



## - IMPORTANT WARRANTY REQUIREMENTS -

1. **SUBSTITUTING ADRIAN STEEL SPECIFIED FASTENERS FOR ASSEMBLY AND/OR INSTALLATION WILL VOID YOUR PRODUCT WARRANTY.**
2. **ALL HOLES DRILLED INTO VEHICLE SHOULD HAVE THE RAW METAL EDGES SEALED WITH A SELF-ETCHING PRIMER TO RESIST CORROSION AND POTENTIAL FASTENER POINT FAILURE.**
3. **ALL FASTENERS USED IN THE INSTALLATION OF THIS PRODUCT SHOULD BE TIGHTENED TO THE TORQUE(S) SPECIFIED IN THESE INSTRUCTIONS.**
4. **THESE INSTRUCTIONS SHOULD BE KEPT WITH THE VEHICLE.**

### THE BASIC TOOLS NEEDED FOR MOST INSTALLATIONS



DRILL



DRILL BIT WITH  
STOP



RATCHET, SOCKETS  
AND/OR WRENCHES



SCREWDRIVERS



MEASURING TAPE

ADDITIONAL TOOLS MAY BE NEEDED FOR THIS INSTALLATION AND THEY WILL BE IDENTIFIED IN THE STEPS THAT FOLLOW.

**TYPICAL SCREEN MOUNTING:**

THESE CARGO AREA SCREENS ARE DESIGNED TO MOUNT DIRECTLY TO THE BODY METAL AROUND THE WINDOW. USE THE SCREEN AS YOUR INSTALLATION TEMPLATE.

SIMPLY PLACE THE STREET SIDE AND CURB SIDE WINDOW SCREEN OVER THE WINDOWS TO BE GUARDED AS SHOWN BELOW. TAPE WIRE SCREEN TO GLASS TO HOLD IN PLACE. MARK ALL LOOP ATTACHING POINTS. THEN REMOVE SCREEN, CENTER PUNCH AND DRILL ALL THESE ATTACHING POINTS WITH A 3/16" DRILL BIT. DRILL THRU SHEET METAL WITH CARE. DO NOT DRILL THRU TO OUTSIDE OF VAN, OR ANY ELECTRICAL WIRING. SECURE SCREEN IN PLACE WITH THE #14-10 X 3/4" SHEET METAL SCREWS AND EXTERNAL TOOTH LOCK WASHERS PROVIDED.

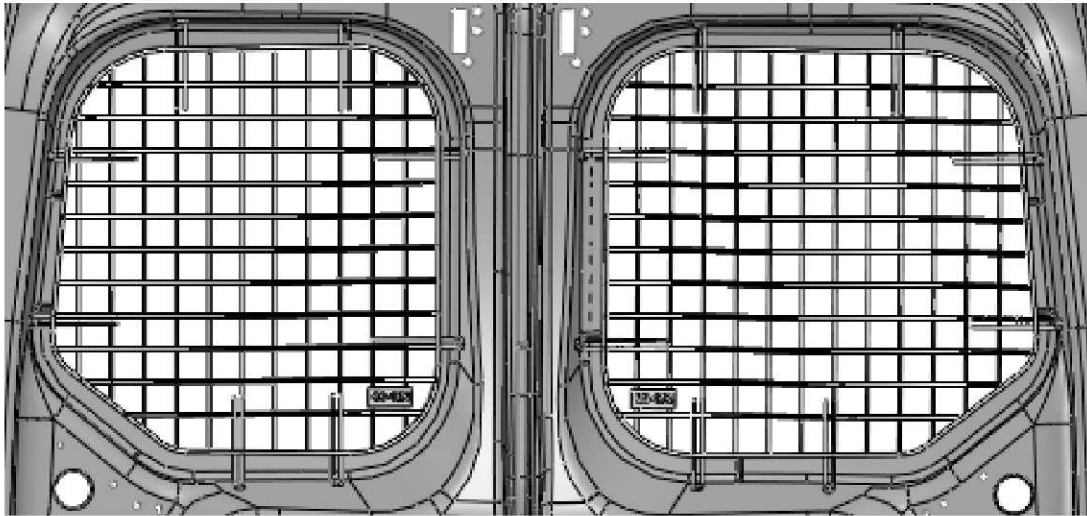


Fig. 1 "60-123"  
Wdw Scrn, '14 Ford TC,  
Curb Side Rear Cargo Door

Fig.2 "60-122"  
Wdw Scrn, '14 Ford TC,  
Street Side Rear Cargo Door

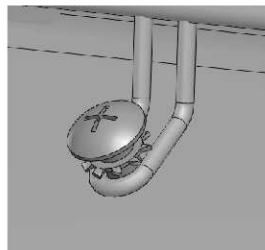


Fig. 3  
Typical Window Screen Fasteners


**WIRE WINDOW SCREENS ARE DESIGNED TO FIT BASE TRIM LEVEL "CARGO" VAN WINDOWS. IF VEHICLE HAS INTERIOR TRIM, CARPET, ETC. THIS MAY HAVE TO BE REMOVED OR MODIFIED FOR THE SCREENS TO FIT PROPERLY.**

**ADRIAN STEEL®**

Cargo Management Solutions for Commercial Vehicles

**60-122 "2014 Ford TC StrSd Rr Dr Wdw Screen"**

2014 Ford Transit Connect Rear StrSd Cargo Door  
(SWB & LWB)  
STREET SIDE REAR DOOR

**PRODUCT WEIGHT****2.64 lbs****WIDTH x DEPTH x HEIGHT****n/a x n/a x n/a****CAPACITY****n/a****COLOR****GRAY****CATALOG NUMBER****60-122****PRODUCT FEATURES**

**Window screen kit is designed to fit the street side rear cargo door of the 2014 Ford Transit Connect (LWB & SWB) vehicles.**

**Non-glare gray powder coat finish so that it is visible from outside the vehicle to deter theft of cargo contents and to prevent damage to the window from shifting cargo.**

**SEE PAGE 2 FOR APPLICATION NOTES AND ACCESSORIES, OTHER PRODUCTS THAT WORK WITH THIS UNIT.**

**PAGE 1 of 2**

The information contained in this document is the sole property of ADRIAN STEEL COMPANY. ADRIAN STEEL COMPANY retains the right to modify and/or change the product of its design at any time without prior notification.



**CATALOG NUMBER      60-122**

***PRODUCT APPLICATION***

**To deter theft of cargo contents and to prevent damage to the window from shifting cargo.**

***ACCESSORIES THAT WILL WORK WITH THIS PRODUCT***

**CATALOG NUMBER**

***DESCRIPTION***

***SPECIAL APPLICATION NOTES***

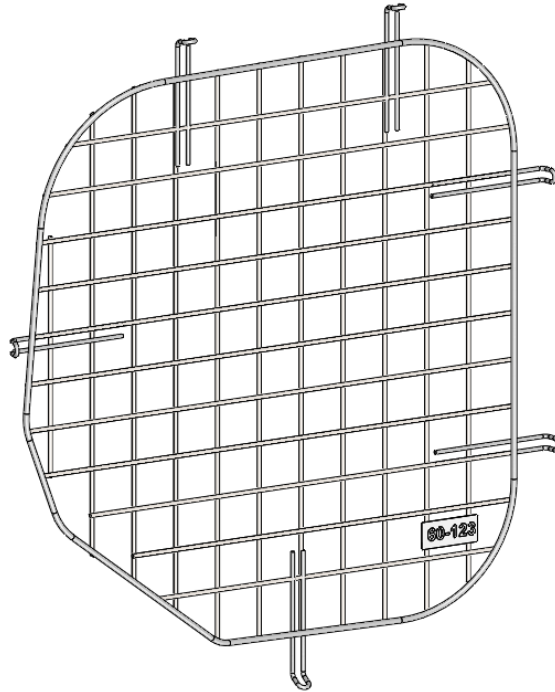
**n/a**

**PAGE 2 of 2**

The information contained in this document is the sole property of ADRIAN STEEL COMPANY. ADRIAN STEEL COMPANY retains the right to modify and/or change the product of its design at any time without prior notification.



2014 Ford Transit Connect Rear CrbSd Cargo Door  
(SWB & LWB)  
Curb Side Rear Door



**PRODUCT WEIGHT**

**2.64 lbs**

**WIDTH x DEPTH x HEIGHT**

**n/a x n/a x n/a**

**CAPACITY**

**n/a**

**COLOR**

**GRAY**

**CATALOG NUMBER**

**60-123**

**PRODUCT FEATURES**

**Window screen kit is designed to fit the curb side rear cargo door of the 2014 Ford Transit Connect (LWB & SWB) vehicles.**

**Non-glare gray powder coat finish so that it is visible from outside the vehicle to deter theft of cargo contents and to prevent damage to the window from shifting cargo.**

**SEE PAGE 2 FOR APPLICATION NOTES AND ACCESSORIES, OTHER PRODUCTS THAT WORK WITH THIS UNIT.**

**PAGE 1 of 2**

The information contained in this document is the sole property of ADRIAN STEEL COMPANY. ADRIAN STEEL COMPANY retains the right to modify and/or change the product of its design at any time without prior notification.



**CATALOG NUMBER      60-123**

***PRODUCT APPLICATION***

**To deter theft of cargo contents and to prevent damage to the window from shifting cargo.**

***ACCESSORIES THAT WILL WORK WITH THIS PRODUCT***

***CATALOG NUMBER***

***DESCRIPTION***

***SPECIAL APPLICATION NOTES***

**n/a**

**PAGE 2 of 2**

The information contained in this document is the sole property of ADRIAN STEEL COMPANY. ADRIAN STEEL COMPANY retains the right to modify and/or change the product of its design at any time without prior notification.