



ADRIAN STEEL

Cargo Management Solutions for Commercial Vehicles

60-NV2 “NV/CE Window Screen Kit”



PRODUCT WEIGHT

3.83 lbs

WIDTH x DEPTH x HEIGHT

n/a x n/a x n/a

CAPACITY

n/a

COLOR

GRAY

CATALOG NUMBER

60-NV2

PRODUCT FEATURES

Window screens are contoured to fit the rear cargo doors of the Nissan NV200 and Chevy City Express vehicles.
Non-glare gray powder coat finish so that it is visible from outside the vehicle to deter theft of cargo contents and to prevent damage to the window from shifting cargo.

SEE PAGE 2 FOR APPLICATION NOTES AND ACCESSORIES, OTHER PRODUCTS THAT WORK WITH THIS UNIT.

PAGE 1 of 2

The information contained in this document is the sole property of ADRIAN STEEL COMPANY. ADRIAN STEEL COMPANY retains the right to modify and/or change the product of its design at any time without prior notification.



Introduction / Comments:

THESE WINDOW SCREEN KIT IS DESIGNED TO FIT THE
NISSAN NV200 & CHEVY CITY EXPRESS REAR CARGO DOORS.

Note:

It is advised that all fasteners used in this assembly and installation of this Rack should be checked for tightness at the following intervals: @ 2-weeks and again @ 6-weeks of operation. This preventive maintenance step must be completed to ensure your package gives you long service life.



60-NV2 WINDOW SCREEN KIT, REAR CARGO DOORS FOR NISSAN NV200 VAN AND CHEVY CITY EXPRESS



- PRECAUTIONS -



CAUTION



**THE USE OF AIR IMPACT TOOLS CAN
OVER-TORQUE FASTENERS AND
CAUSE FASTENER FAILURE!**



CAUTION



**ALL INSTALLATION HOLES SHOULD BE SEALED
WITH SILICON OR BUTYL SEALANT TO PREVENT
EXHAUST FUMES FROM ENTERING THE VEHICLE!**



DANGER



**INSPECT FOR FUEL TANK, FUEL LINES, BRAKE LINES, HIGH
VOLTAGE BATTERIES AND ELECTRICAL LINES PRIOR TO
DRILLING TO AVOID DAMAGING CRITICAL VEHICLE SYSTEMS
OR INJURY TO INSTALLER DURING INSTALLATION PROCESS!**



CAUTION



**TO AVOID DAMAGING THE VEHICLE ALWAYS
USE DRILL STOPS WHEN DRILLING ANY IN-
STALLATION HOLES!**



- IMPORTANT WARRANTY REQUIREMENTS -

1. SUBSTITUTING ADRIAN STEEL SPECIFIED FASTENERS FOR ASSEMBLY AND/OR INSTALLATION WILL VOID YOUR PRODUCT WARRANTY.
2. ALL HOLES DRILLED INTO VEHICLE SHOULD HAVE THE RAW METAL EDGES SEALED WITH A SELF-ETCHING PRIMER TO RESIST CORROSION AND POTENTIAL FASTENER POINT FAILURE.
3. ALL FASTENERS USED IN THE INSTALLATION OF THIS PRODUCT SHOULD BE TIGHTENED TO THE TORQUE(S) SPECIFIED IN THESE INSTRUCTIONS.
4. THESE INSTRUCTIONS SHOULD BE KEPT WITH THE VEHICLE.

THE BASIC TOOLS NEEDED FOR MOST INSTALLATIONS



DRILL



DRILL BIT WITH
STOP



RATCHET, SOCKETS
AND/OR WRENCHES



SCREWDRIVERS



MEASURING TAPE

ADDITIONAL TOOLS MAY BE NEEDED FOR THIS INSTALLATION AND THEY WILL BE IDENTIFIED IN THE STEPS THAT FOLLOW.



TYPICAL SCREEN MOUNTING:

THESE CARGO AREA SCREENS ARE DESIGNED TO MOUNT DIRECTLY TO THE BODY METAL AROUND THE WINDOW. USE THE SCREEN AS YOUR INSTALLATION TEMPLATE.

SIMPLY PLACE THE STREET SIDE AND CURB SIDE WINDOW SCREEN OVER THE WINDOWS TO BE GUARDED AS SHOWN BELOW. TAPE WIRE SCREEN TO GLASS TO HOLD IN PLACE. MARK ALL LOOP ATTACHING POINTS. THEN REMOVE SCREEN, CENTER PUNCH AND DRILL ALL THESE ATTACHING POINTS WITH A 3/16” DRILL BIT. DRILL THRU SHEET METAL WITH CARE. DO NOT DRILL THRU TO OUTSIDE OF VAN, OR ANY ELECTRICAL WIRING. SECURE SCREEN IN PLACE WITH THE #14-10 X 3/4” SHEET METAL SCREWS AND EXTERNAL TOOTH LOCK WASHERS PROVIDED.




Fig. 1 “60-121”
Wdw Scrn, NV200, Rear Passenger Side

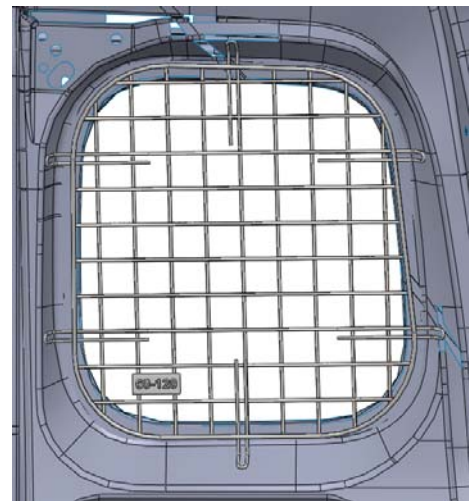


Fig.2 “60-120”
Wdw Scrn, NV200, Rear Drivers Side

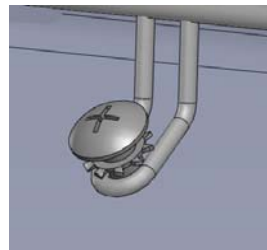



Fig. 3
Typical Window Screen Fasteners

WIRE WINDOW SCREENS ARE DESIGNED TO FIT BASE TRIM LEVEL “CARGO” VAN WINDOWS. IF VEHICLE HAS INTERIOR TRIM, CARPET, ETC. THIS MAY HAVE TO BE REMOVED OR MODIFIED FOR THE SCREENS TO FIT PROPERLY.

**ADRIAN STEEL**

Cargo Management Solutions for Commercial Vehicles

60-120 “NV/CE Rear Street Side Wdw Screen”**PRODUCT WEIGHT****1.5 lbs****WIDTH x DEPTH x HEIGHT****n/a x n/a x n/a****CAPACITY****n/a****COLOR****GRAY****CATALOG NUMBER****60-120****PRODUCT FEATURES**

Window screens are contoured to fit the rear Street Side (Drivers) cargo door of the Nissan NV200 and GM City Express vehicle. Non-glare gray powder coat finish so that it is visible from outside the vehicle to deter theft of cargo contents and to prevent damage to the window from shifting cargo.


SEE PAGE 2 FOR APPLICATION NOTES AND ACCESSORIES, OTHER PRODUCTS THAT WORK WITH THIS UNIT.

PAGE 1 of 2

The information contained in this document is the sole property of ADRIAN STEEL COMPANY. ADRIAN STEEL COMPANY retains the right to modify and/or change the product of its design at any time without prior notification.

**ADRIAN STEEL**

Cargo Management Solutions for Commercial Vehicles

60-121 "NV/CE Rear Curb Side Wdw Screen"**PRODUCT WEIGHT****2.33lbs****WIDTH x DEPTH x HEIGHT****n/a x n/a x n/a****CAPACITY****n/a****COLOR****GRAY****CATALOG NUMBER****60-121****PRODUCT FEATURES**

Window screens are contoured to fit the rear Curb Side (Passenger) cargo door of the Nissan NV200 and Chevy City Express vehicles.

Non-glare gray powder coat finish so that it is visible from outside the vehicle to deter theft of cargo contents and to prevent damage to the window from shifting cargo.

SEE PAGE 2 FOR APPLICATION NOTES AND ACCESSORIES, OTHER PRODUCTS THAT WORK WITH THIS UNIT.

PAGE 1 of 2

The information contained in this document is the sole property of ADRIAN STEEL COMPANY. ADRIAN STEEL COMPANY retains the right to modify and/or change the product of its design at any time without prior notification.