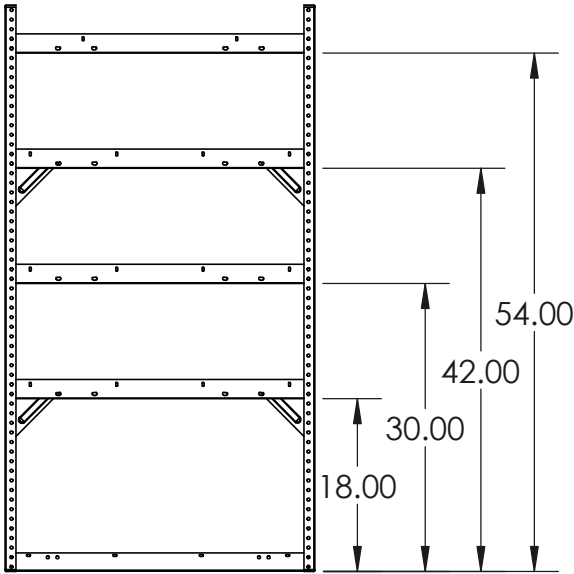
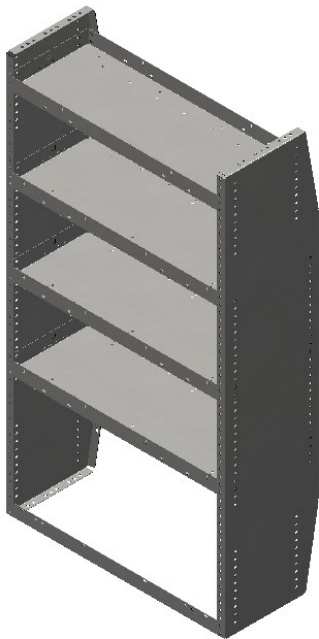
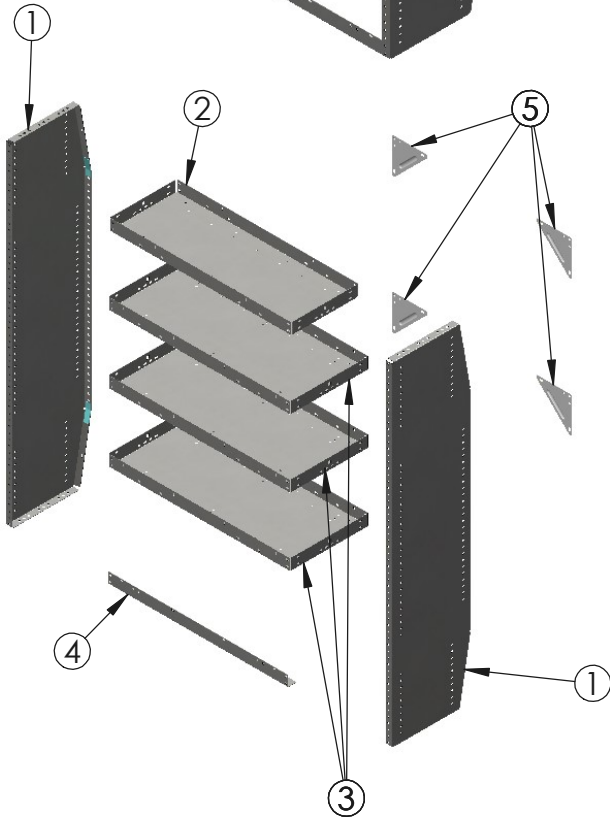


ITEM NO.	PART NUMBER	DESCRIPTION	Default/ QTY.
1	EP1459	END PANEL, 14 X 59	2
2	SF21232H-G	SHELF,STD,2X12X32,GY	1
3	SF21432H-G	SHELF,STD,2X14X32,GY	3
4	FR32	FLOOR RAIL, 32"	1
5	GS6X6	GUSSET,6" TRIANGLE	2
6	BAG00026-0	#26 BAG FOR MISC KD UNITS	1




Shelf Heights are from the bottom of the end panels to the bottom of the shelf.



SHELVING UNIT SHELVES
SF21244H-G, SF21444H-G,
AND GUSSETS GS6X6 ARE
INSTALLED USING BAG00026-0

This shelving unit kit requires additional brackets for install and are NOT included in this product structure!

THIS WORK INSTRUCTION SHEET IS FOR REFERENCE ONLY! FOR COMPLETE DIMENSIONAL AND INSTALLATION REQUIREMENTS REFER TO THE PRODUCTS PRINT(S) FOR THIS PART/ASSEMBLY.

THIS WORK INSTRUCTION SHEET IS NOT TO BE DISTRIBUTED TO PARTIES OUTSIDE OF THE ADRIAN STEEL ORGANIZATION OR PUBLISHED IN OR ON ELECTRONIC FORUMS THAT MAY BE ACCESSED BY THE GENERAL PUBLIC.		<div>WORK INSTRUCTIONS</div>		<div>ADRIAN STEEL®</div> <div>VAN AND PICKUP EQUIPMENT 906 James St. Adrian, MI 49221 517.265.6194</div>
Part Description: KD,SHELF UNIT, 14X59X32		Part Number: 59795	ECN Number: 22739	Revision Level: A