

FASTENER GROUPS LISTED BELOW ARE USED FOR ASSEMBLY AND INSTALLATION. SOME ASSEMBLY DRILLING IS REQUIRED. PARTITION INSTRUCTIONS & FASTENERS ARE WITH THAT UNIT. USE KO UNIT DRAWINGS TO IDENTIFY THEIR SEPARATE PARTS. CUSTOMER SPECIFIED SHELF DIMENSIONS ARE SHOWN HERE.

SYM.	FASTENERS	QTY	DRILL
●	1/4-20 PLUSNUT "PB"	(18)	13/32
	1/4-20 x 1" HH.SCWFT GB	(18)	
	1/4 SPLIT RING L'WASHER	(18)	
●	1/4-20 x 1" HH.SCWFT GB	(8)	9/32
	1/4-20 HH. FLANGE NUT	(8)	

INSTALLATION FASTENERS

1/4-20 PLUSNUT "PB" (18)
1/4-20 x 1" HH.SCWFT GB (18)
1/4 SPLIT RING L'WASHER (18)

1/4-20 x 1" HH.SCWFT GB (8)
1/4-20 HH. FLANGE NUT (8)

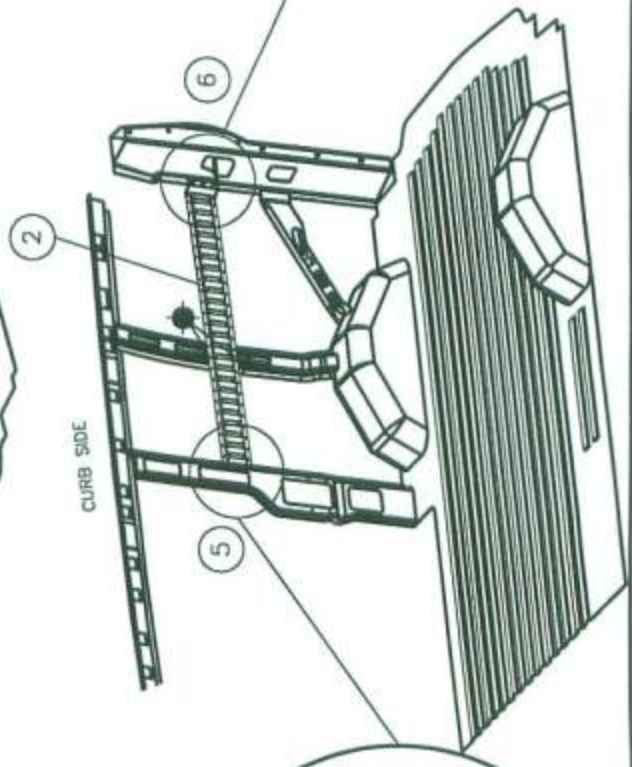
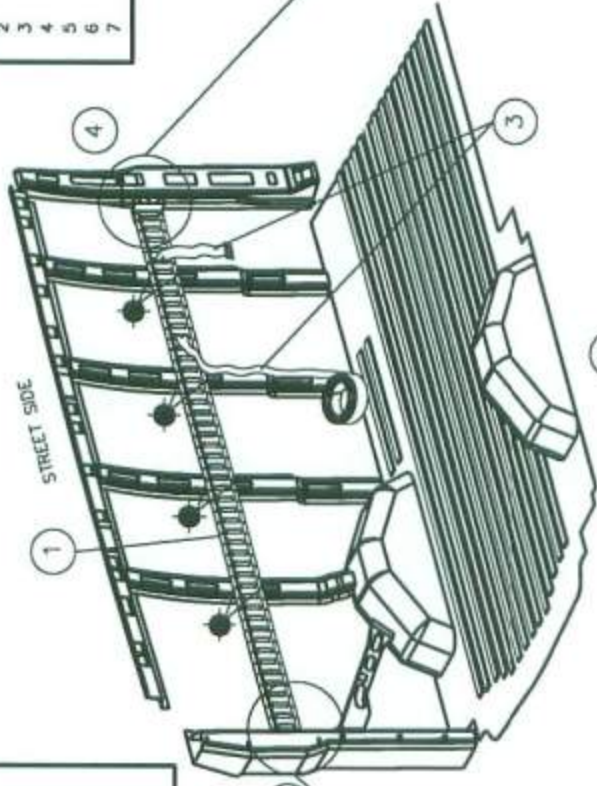


ADRIAN STEEL CO.
906 JAMES STREET
ADRIAN, MI 49221
517/265-6194

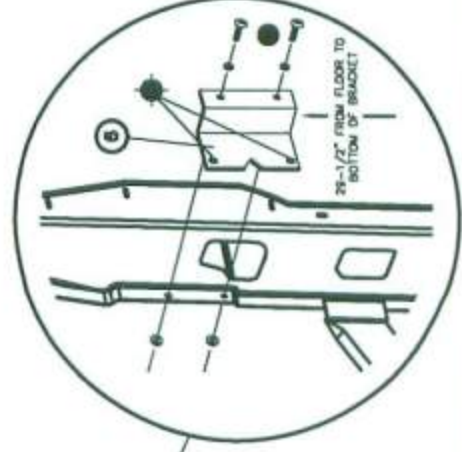
E-TRACK KIT
GMT600 XLWB VANS
STREET & CURB SIDE

DWG BY	ECN#	DATE	CHK BY	PACKAGE#	ISS.
APG	7402	6/29/04		S/L 29727	A
PACKAGE WEIGHT-		34.10 #	HORIZONTAL & VERTICAL		
			HCG-52		
ITEM		PART NO.	DESCRIPTION		QTY.

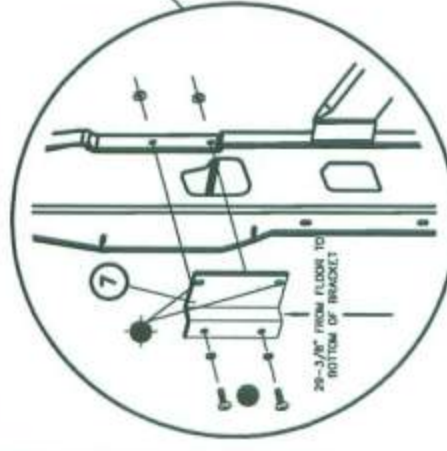
1	29687	E-TRAC 128" OR 10'48"	1
2	29685	E-TRAC 76" OR 6'4"	1
3	23896	E-TRACK STRAP 12"W/CAM BKL	2
4	23897	E-TRACK, Z-BRKT GMT600	1
5	23898	E-TRACK, L-BRKT GMT600	1
6	23899	E-TRACK, CS BRKT GMT600	1
7	23900	E-TRACK, SS BRKT GMT600	1



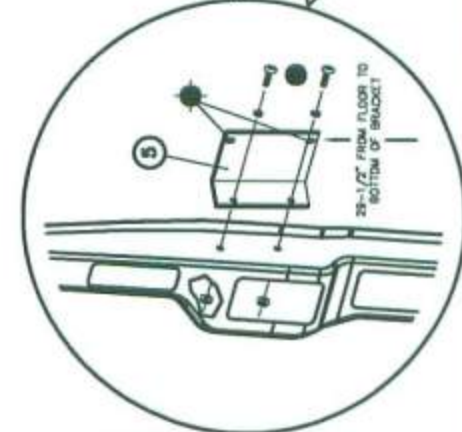
28-1/2" FROM FLOOR TO
BOTTOM OF BRACKET



28-1/2" FROM FLOOR TO
BOTTOM OF BRACKET



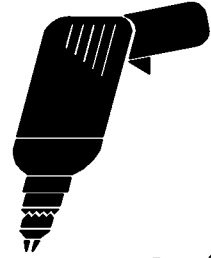
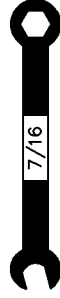

28-3/4" FROM FLOOR TO
BOTTOM OF BRACKET



28-1/2" FROM FLOOR TO
BOTTOM OF BRACKET

E-TRAC KIT GMT600 XLWB

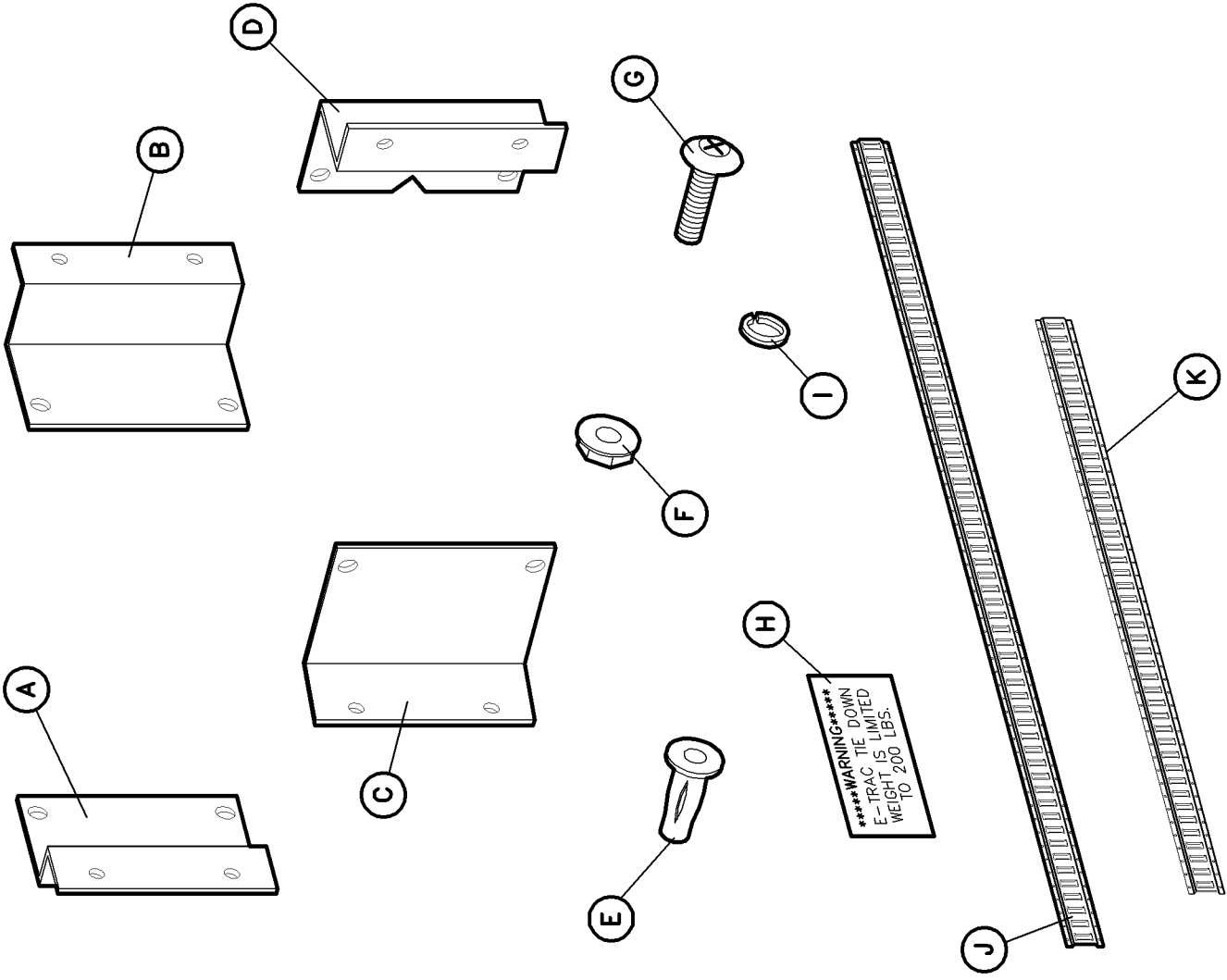
- (A) STREET SIDE BRACKET (3/4" WDE) (1) 23900-0
- (B) Z-BRACKET (1-1/2" WDE) (1) 23897-0
- (C) L-BRACKET (1) 23898-0
- (D) CURB SIDE BRACKET (1) 23899-0
- (E) 1/4-20 PLUSNUT (22) FAS0052
- (F) 1/4-20 HEX FLANGE NUT (8) FAS0055
- (G) 1/4-20 X 1" BOLT G8 (30) FAS0078
- (H) WARNING LABEL (3) 23916-0
- (I) 1/4 SPLIT RING LOCK WASHER (30) FAS0060
- (J) 128" E-TRAC (1) 29687-0
- (K) 76" E-TRAC (1) 29685-0
- (L) STRAP 12' W/CAM BUCKLE (2) 23896-0

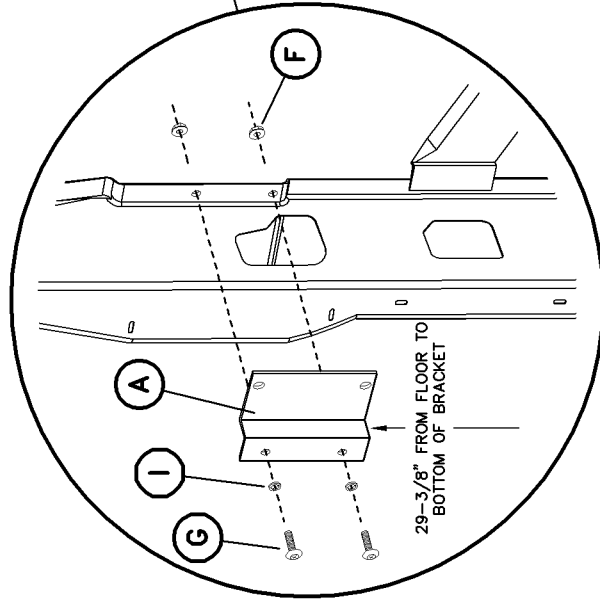
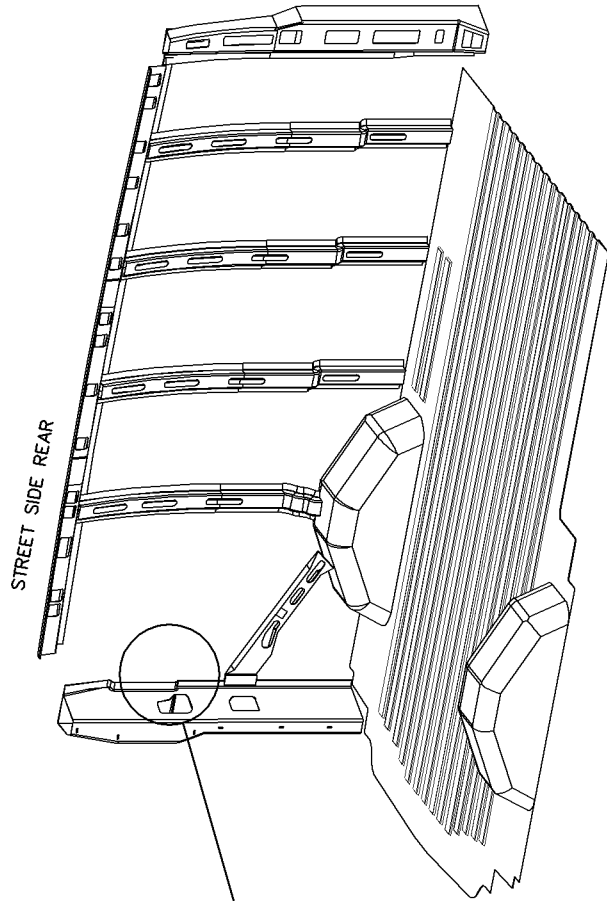
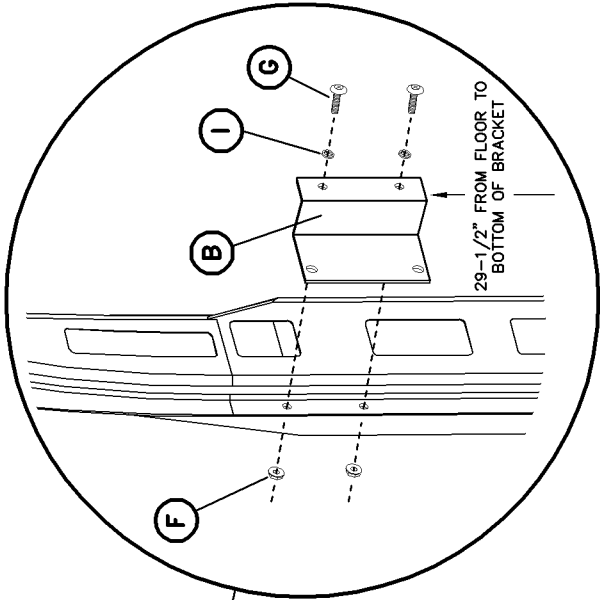
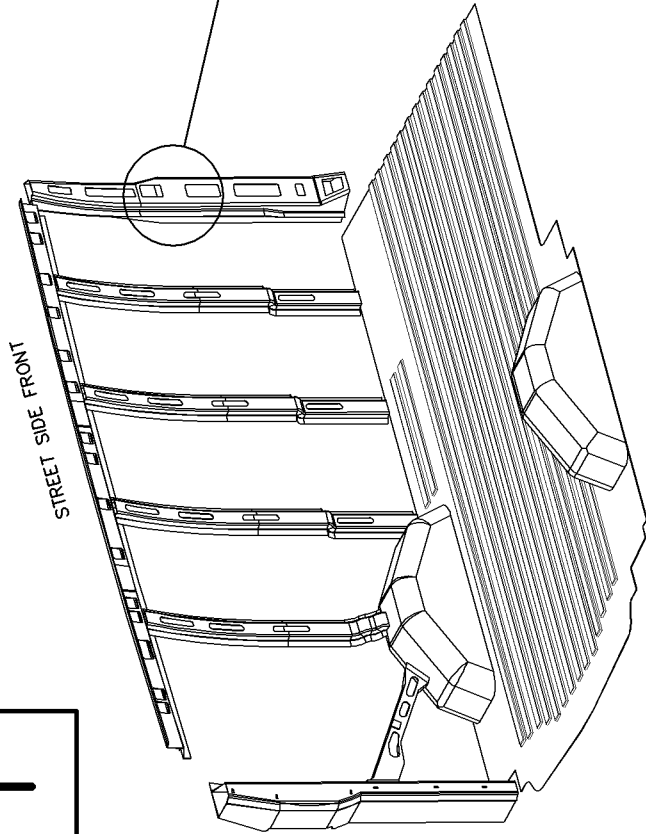


5/16 DIA. DRILL BIT

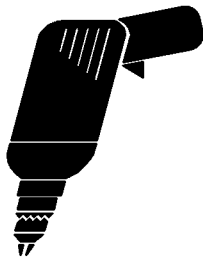


13/32 DIA. DRILL BIT





5/16 DIA. DRILL BIT

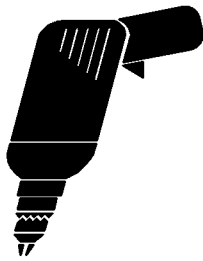


DRILL AND
INSTALL STREET
SIDE BRACKETS
AS SHOWN.

ISSUE

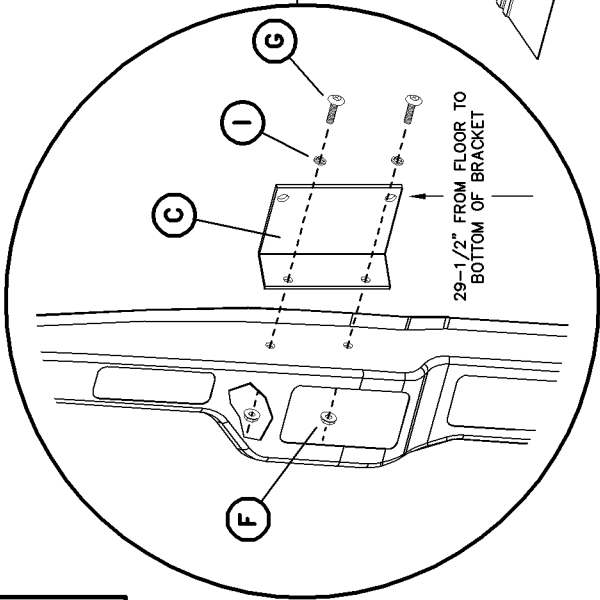
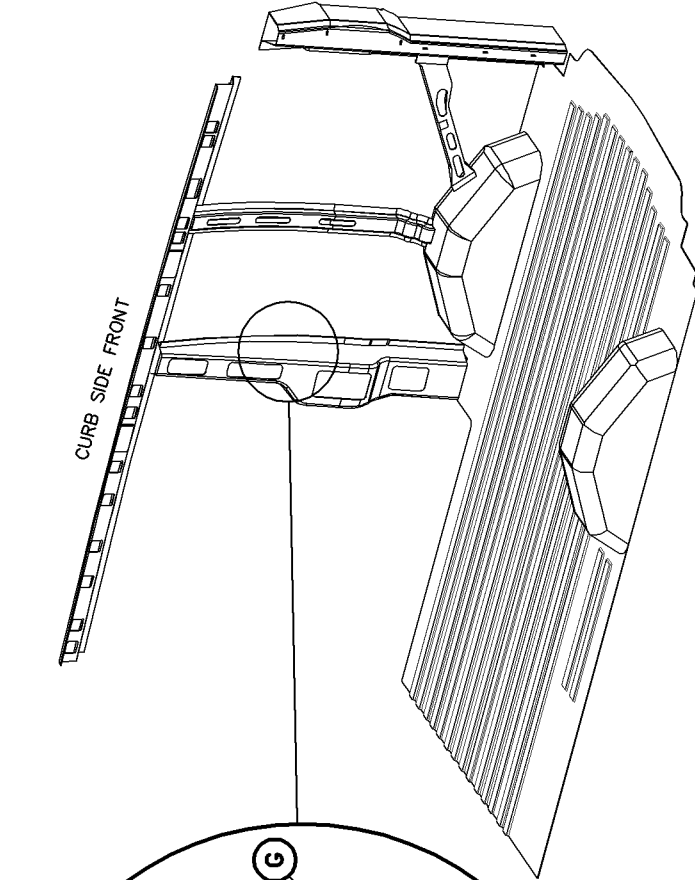
A

5/16 DIA. DRILL BIT

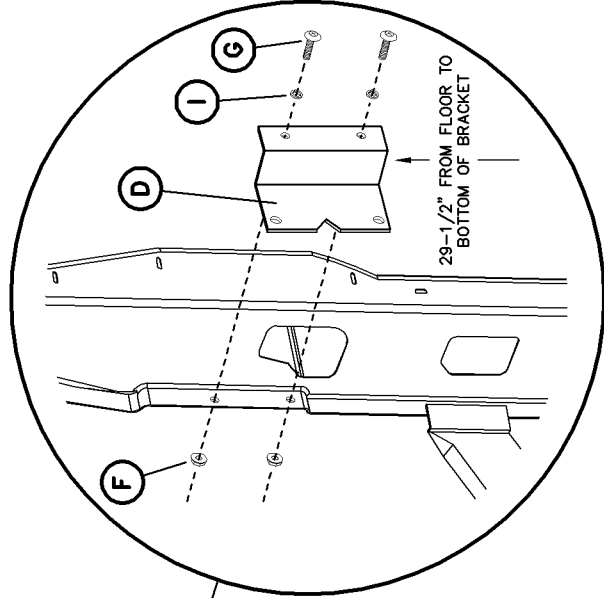
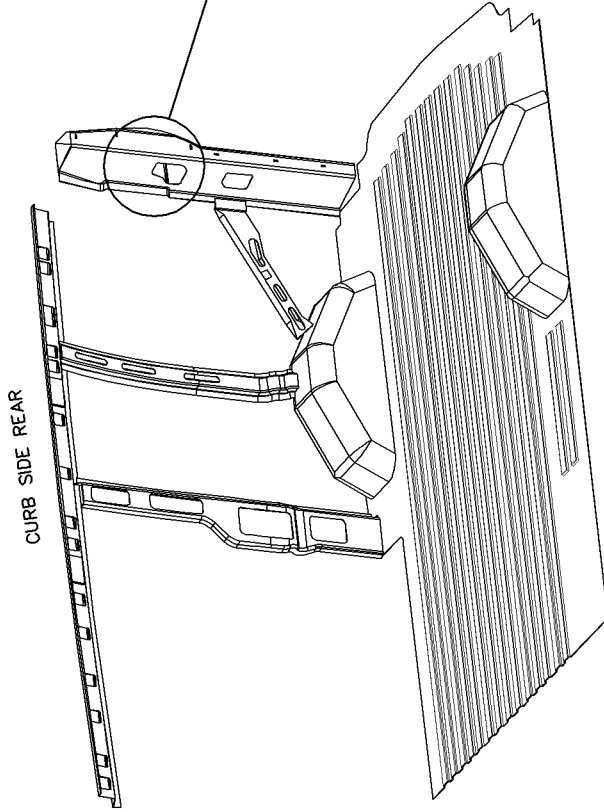


DRILL AND
INSTALL CURB
SIDE BRACKETS
AS SHOWN.

CURB SIDE FRONT



CURB SIDE REAR

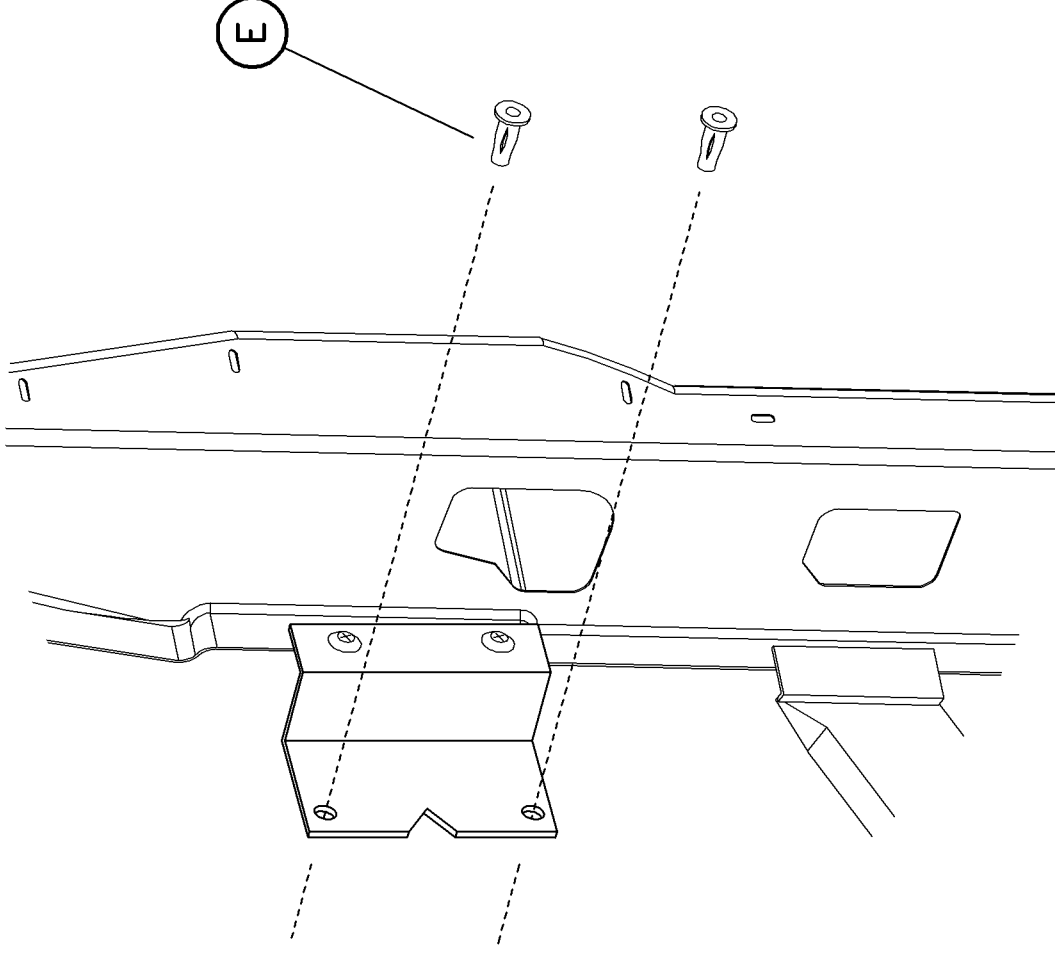


ISSUE

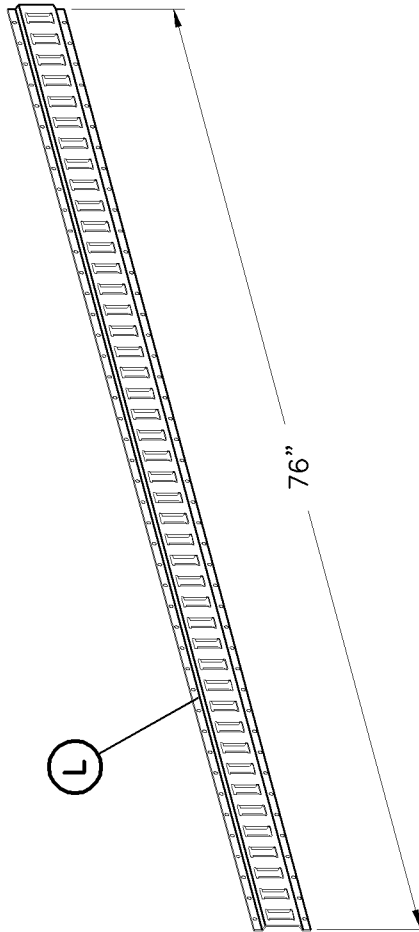
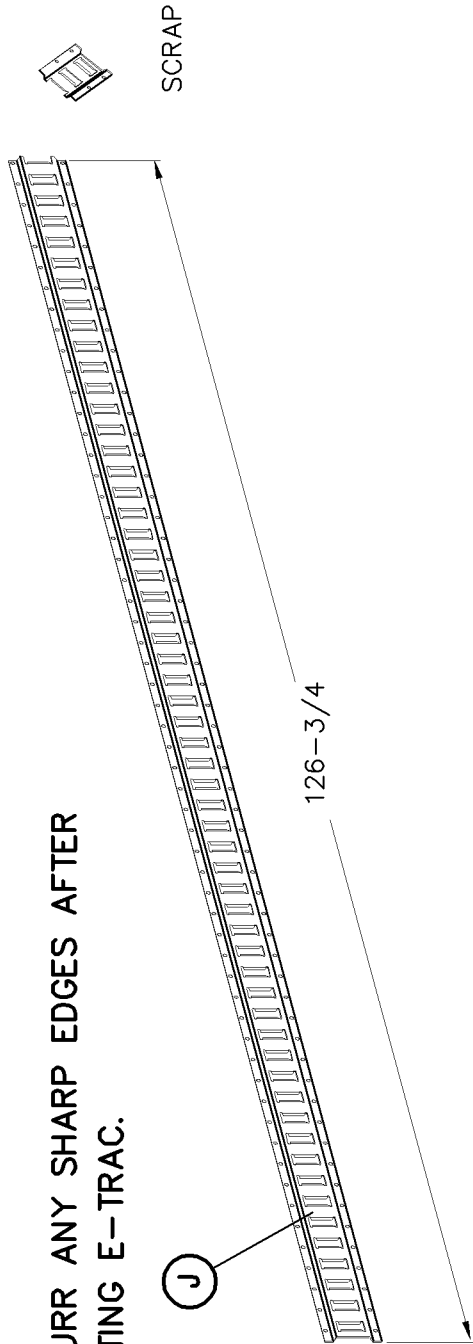
A

IF A VAN LINER IS USED WITH THIS E-TRAC KIT, THE LINER SHOULD BE INSTALLED AFTER THE PLUSNUTS ARE PLACED IN THE BRACKETS, AND BEFORE THE E-TRAC IS INSTALLED.

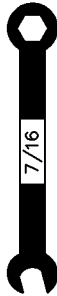


INSTALL PLUSNUTS IN ALL (4) BRACKETS USING THE PLUSNUT TOOL AND THE INSTRUCTIONS THAT ARE SUPPLIED WITH THE VAN PARTITION.



DEBURR ANY SHARP EDGES AFTER
CUTTING E-TRAC.



5/16 DIA. DRILL BIT

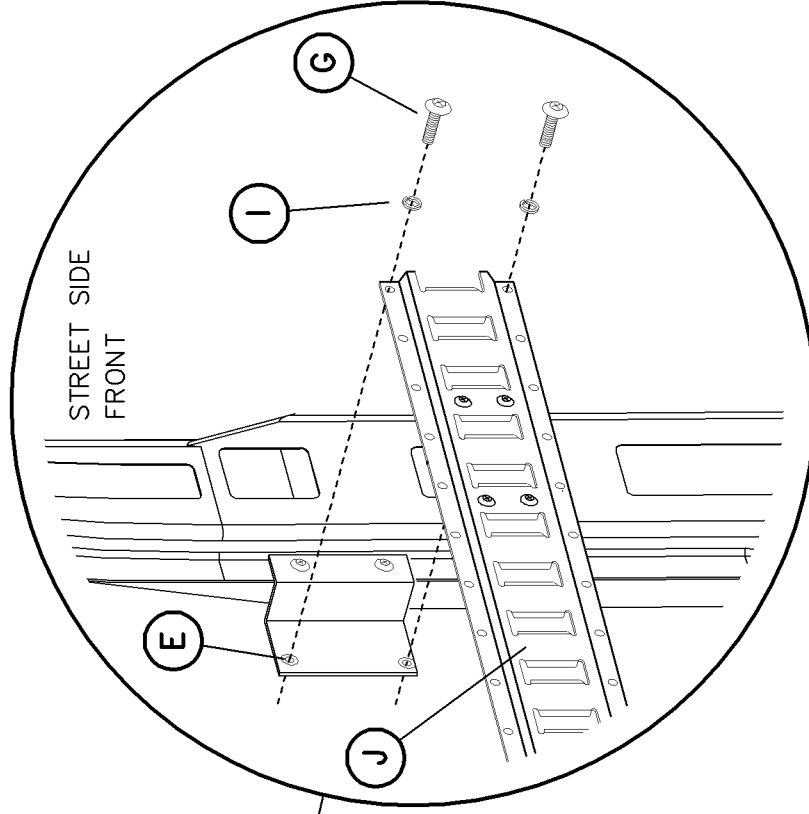
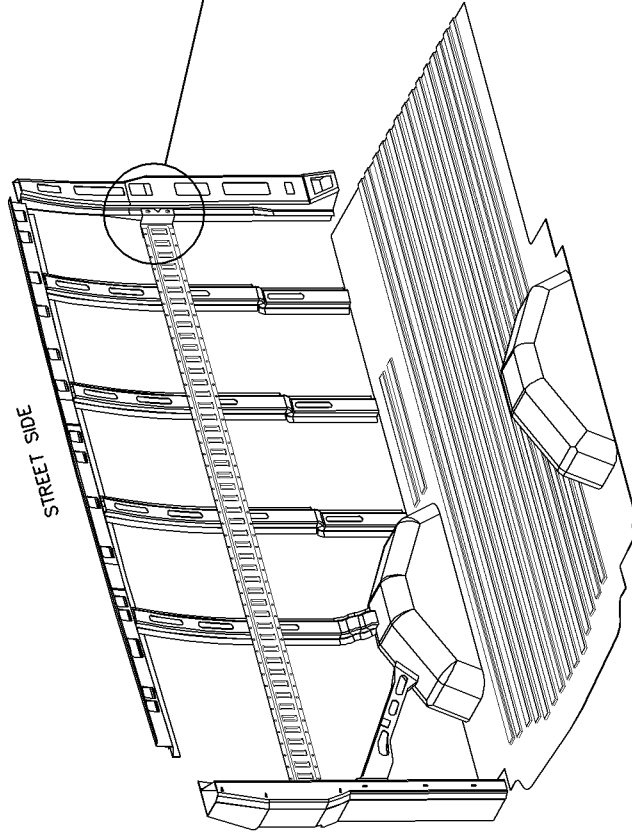



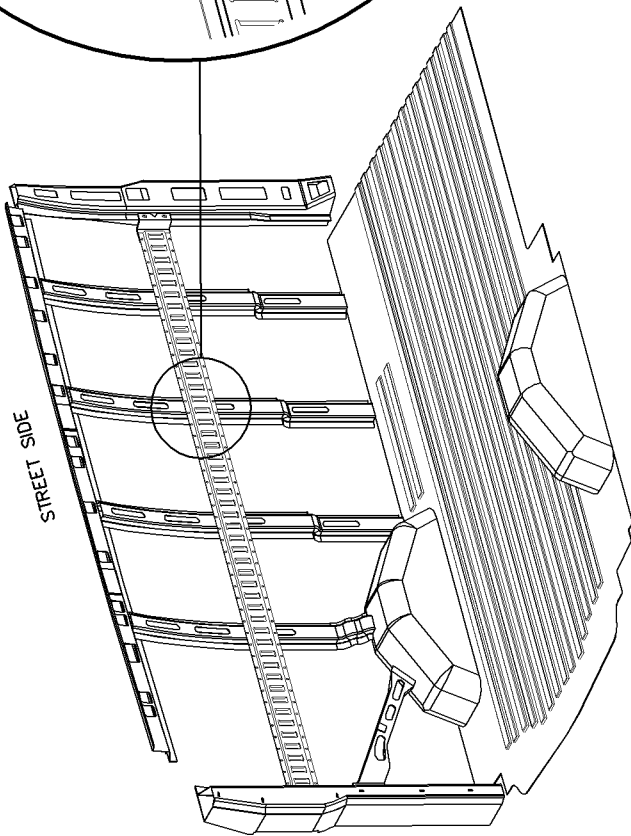
ISSUE

A


TEMPORARILY MOUNT THE E-TRAC TO THE BRACKETS AND USE IT TO MARK DRILLING LOCATIONS FOR MOUNTING THE REST OF THE E-TRAC TO THE VAN BODY POSTS.

YOU MAY HAVE TO DRILL E-TRAC TO MOUNT TO BRACKETS.





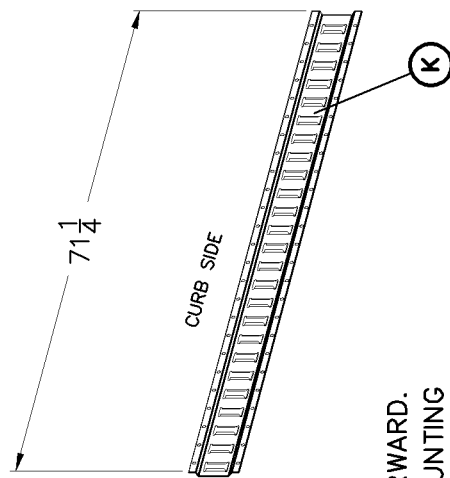
13/32 DIA. DRILL BIT



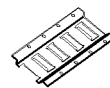
REMOVE E-TRAC, THEN DRILL AND INSTALL PLUSNUTS IN BODY POSTS.

PERMANENTLY INSTALL E-TRAC TO BRACKETS AND BODY POSTS. E-TRAC SHOULD BE BOLTED DOWN IN (2) PLACES ON EACH BRACKET AND EACH BODY POST.

PLACE CUT END OF E-TRAC AT REAR. YOU MAY HAVE TO DRILL E-TRAC TO MOUNT TO BRACKET.



UN-CUT END FORWARD. USE EXISTING MOUNTING HOLES IN E-TRAC

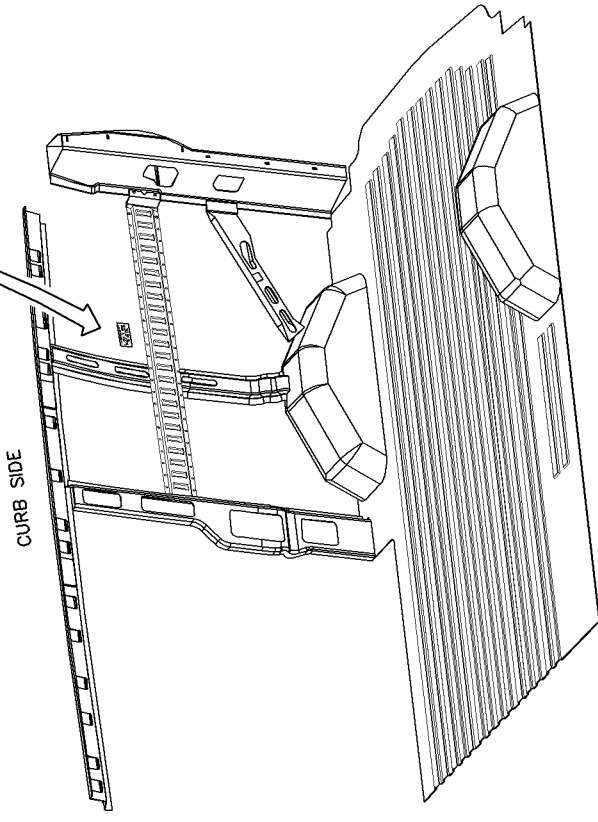
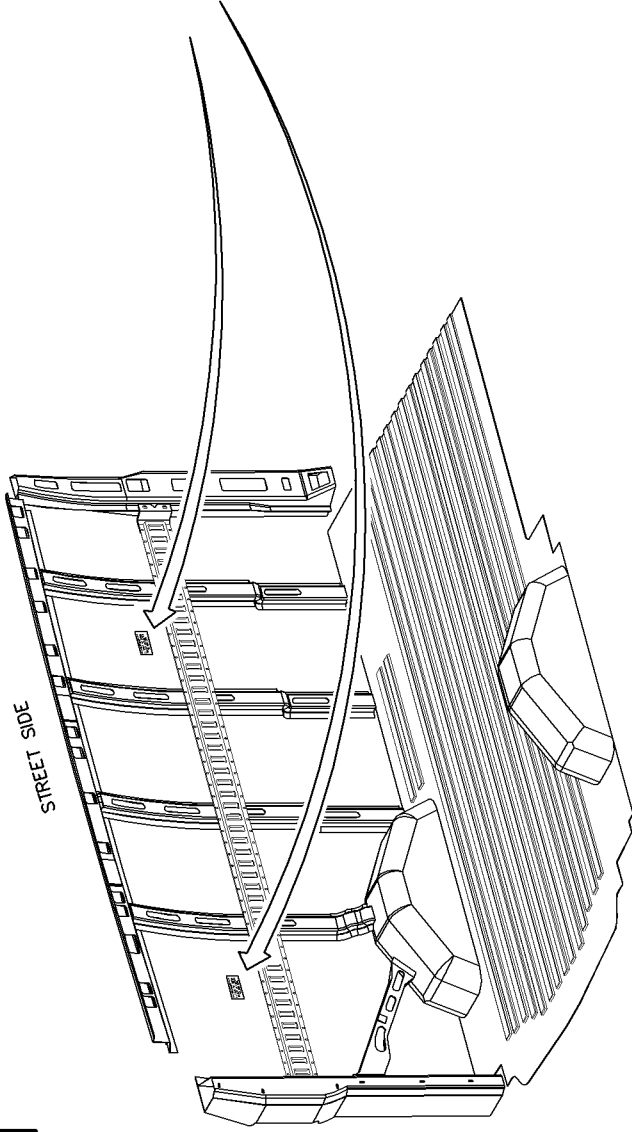


SCRAP

CUT CURB SIDE E-TRAC TO SIZE SHOWN AND DEBURR ANY SHARP EDGES. INSTALL CURB SIDE E-TRAC USING THE SAME STEPS AS THE STREET SIDE.

ISSUE

A



WARNING LABELS MUST BE APPLIED
BY THE INSTALLER TO COMPLETE
THE INSTALLATION.

*****WARNING*****
E-TRAC TIE DOWN
WEIGHT IS LIMITED
TO 200 LBS.

H

PURCHASED COMPONENT KEY FEATURES	
DESCRIPTION OF REQUIREMENTS	
DIMENSIONAL REQUIREMENTS (AS SHOWN ON DRAWING)	
N/A	
LOAD/RATING REQUIREMENT	
N/A	
MATERIAL REQUIREMENT	
N/A	
PACKAGING REQUIREMENT	
N/A	
OTHER REQUIREMENTS	
<ul style="list-style-type: none">2" x 12' STRONG POLYESTER WEBBING WITH 48" FIXED ENDDESIGNED TO SECURE CARGO UP TO 833 LBS.2" CAM BUCKLE WITH SPRING-ACTUATED E-FITTINGS ON BOTH ENDS	



THIS DRAWING IS THE PROPERTY OF ADRIAN STEEL COMPANY AND IS NOT TO BE USED IN ANY MANNER DETRIMENTAL TO THE INTERESTS OF ADRIAN STEEL COMPANY		PRINTED DOCUMENT IS UNCONTROLLED		Sheet 1 of 1	
TOLERANCES & INSPECTION		PART / PRODUCT IDENTIFICATION			
UNLESS OTHERWISE SPECIFIED		<div><div><div>AS</div><div>ADRIAN STEEL®</div></div><div>ADRIAN STEEL COMPANY 906 JAMES STREET, ADRIAN, MI 49221</div></div>			REVISION LEVEL <div>B</div>
ALL BEND ANGLES ARE 90 DEGREES					
ALL DIMENSIONS ARE IN INCHES.		DESIGNED BY:RG			
REFERENCE DIMENSIONS (X.XXX) DO NOT REQUIRE INSPECTION		DESCRIPTION: E-TRAC,STRAP 12'W/CAM BKL			
FEATURES		WEIGHT (Lbs.): 1.60 LBS		SEGMENT CODE: MAC	
HOLES/SLOTS		PART NUMBER: 23896-0			
ANGLES					
0.0 = ± .125					
0.00 = ± .062					
0.000 = ± .031					
0.0 = ± 2°					
0.0° = ± 1°					
Material Thickness: per ASTM Std. Weld Callouts per AWS					
RELEASE & REVISIONS		PURCHASED COMPONENT			
INITIAL ECN: 4100		REFERENCED SUPPLIER AND/OR MANUFACTURER AUSTIN HARDWARE / OR EQUIVALENT			
CURRENT ECN: 25465		REFERENCED SUPPLIER AND/OR MANUFACTURER PART NUMBER CCCS-001			
ECN DESCRIPTION:		COLOR (ONLY LIST IF COLOR SPECIFIC) N/A			
CREATED PPDS SHEET FOR 23896-0		COMODITY ITEM (Y/N) (YES = ALL DIMENSIONS AND NOTES ARE REFERENCE) (NOTE: DIMENSIONS AND FEATURES MAY VARY FOR A COMODITY ITEM.) YES			
REVISED BY:WJA					

ITEM DESCRIPTION: E-TRAC 76" OR 6'4"



MANUFACTURER: CARGOWALL LIMITED
MANUFACTURERS PART NUMBER: TR1250H604GYCN

SPECIFICATIONS: E-TRAC PURCHASED TO LENGTH
76" OR 6' 4"

SPECIAL NOTES: GREY POWDERCOAT

SUPPLIED BY: THIS ITEM IS ADRIAN SUPPLIED!

PURCHASED PRODUCT DATA SHEET (PPDS)

THIS DRAWING/INFORMATION IS THE PROPERTY OF ADRIAN STEEL COMPANY AND IS NOT TO BE USED IN ANY MANNER THAT IS DETRIMENTAL TO THE INTEREST OF ADRIAN STEEL. COPYRIGHTS AND OR PATENTS THAT MAY BE THE PROPERTY OF APPLICABLE OWNERS MAY PROTECT INFORMATION AND/OR DRAWINGS OF SUPPLIED PRODUCTS.



ADRIAN STEEL

Cargo Management Solutions for Commercial Vehicles

906 JAMES STREET
ADRIAN, MI 49221
517-265-6194

WWW.ADRIANSTEEL.COM

⚠ CAUTION ⚠

WHEN INSTALLING EQUIPMENT IN OR ON VEHICLES CHECK FOR FUEL TANKS, FUEL LINES, CONTROL LINES AND ELECTRICAL WIRING BEFORE DRILLING! ALWAYS USE DRILL BITS WITH INTEGRAL STOPS WHENEVER POSSIBLE!

DRAWN BY
B. HENSON

DATE DRAWN
12/11/10

ECN NUMBER
13546

ECN DATE
12/13/10

PART WEIGHT
10.36 LBS.

REV. LEVEL
B

PART NUMBER

29685-0

ITEM DESCRIPTION: E-TRAC 128" OR 10'8"



MANUFACTURER: CARGOWALL LIMITED
MANUFACTURERS PART NUMBER: TR1250H1008GYCN

SPECIFICATIONS: E-TRAC PURCHASED TO LENGTH
128" OR 10' 8"

SPECIAL NOTES: GREY POWDERCOAT

SUPPLIED BY: THIS ITEM IS ADRIAN SUPPLIED!

PURCHASED PRODUCT DATA SHEET (PPDS)

THIS DRAWING/INFORMATION IS THE PROPERTY OF ADRIAN STEEL COMPANY AND IS NOT TO BE USED IN ANY MANNER THAT IS DETRIMENTAL TO THE INTEREST OF ADRIAN STEEL. COPYRIGHTS AND OR PATENTS THAT MAY BE THE PROPERTY OF APPLICABLE OWNERS MAY PROTECT INFORMATION AND/OR DRAWINGS OF SUPPLIED PRODUCTS.



ADRIAN STEEL

Cargo Management Solutions for Commercial Vehicles

906 JAMES STREET
ADRIAN, MI 49221
517-265-6194

WWW.ADRIANSTEEL.COM

⚠ CAUTION ⚠

WHEN INSTALLING EQUIPMENT IN OR ON VEHICLES CHECK FOR FUEL TANKS, FUEL LINES, CONTROL LINES AND ELECTRICAL WIRING BEFORE DRILLING! ALWAYS USE DRILL BITS WITH INTEGRAL STOPS WHENEVER POSSIBLE!

DRAWN BY
B. HENSON

DATE DRAWN
12/11/10

ECN NUMBER
13546

ECN DATE
12/13/10

PART WEIGHT
17.46 LBS.

REV. LEVEL
B

PART NUMBER

29687-0