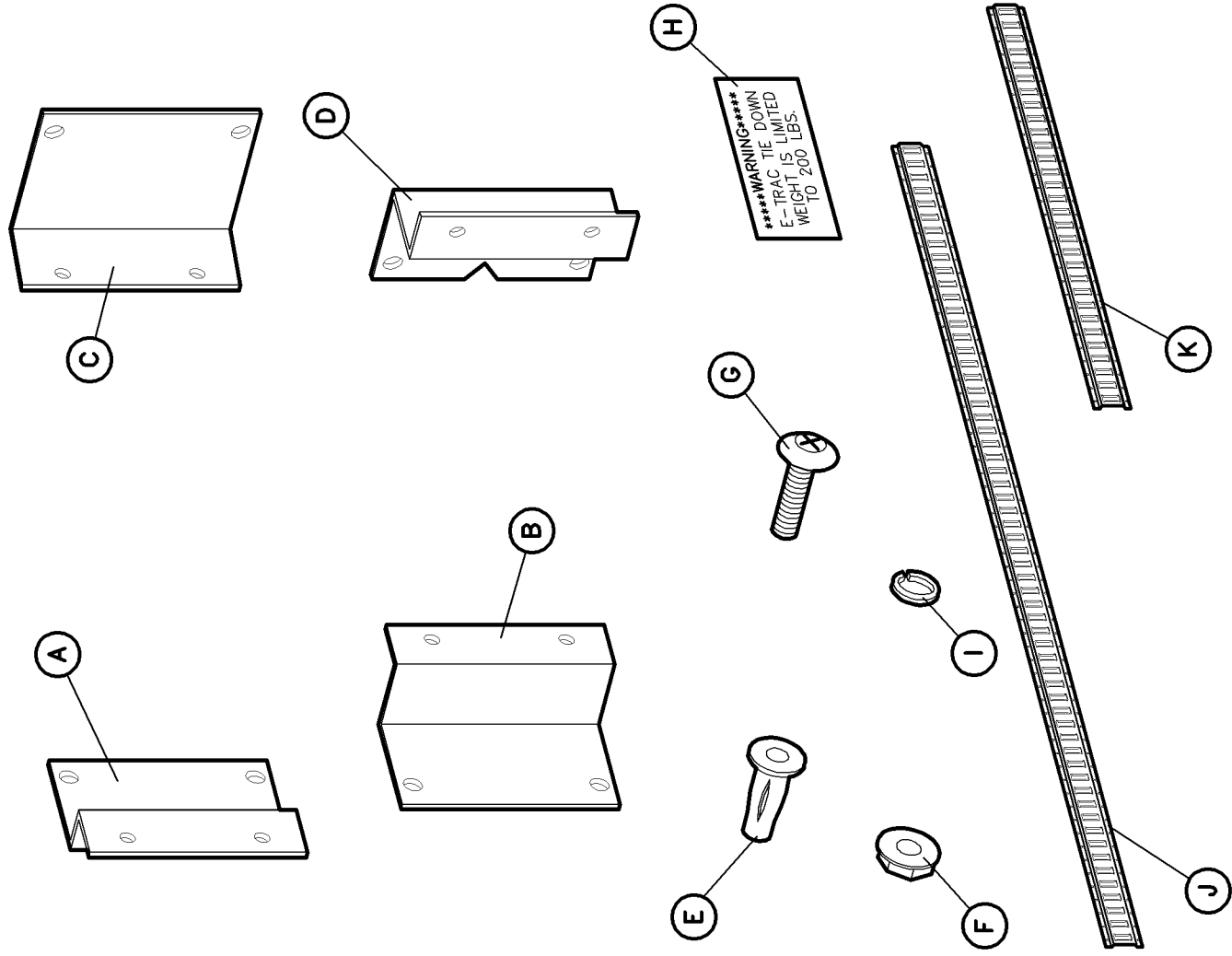
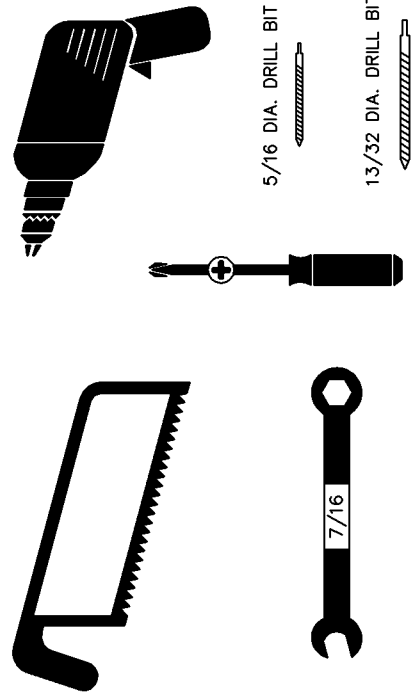
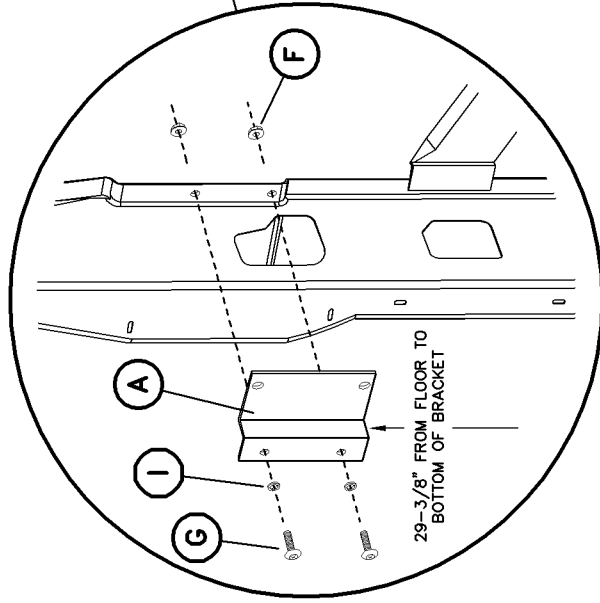
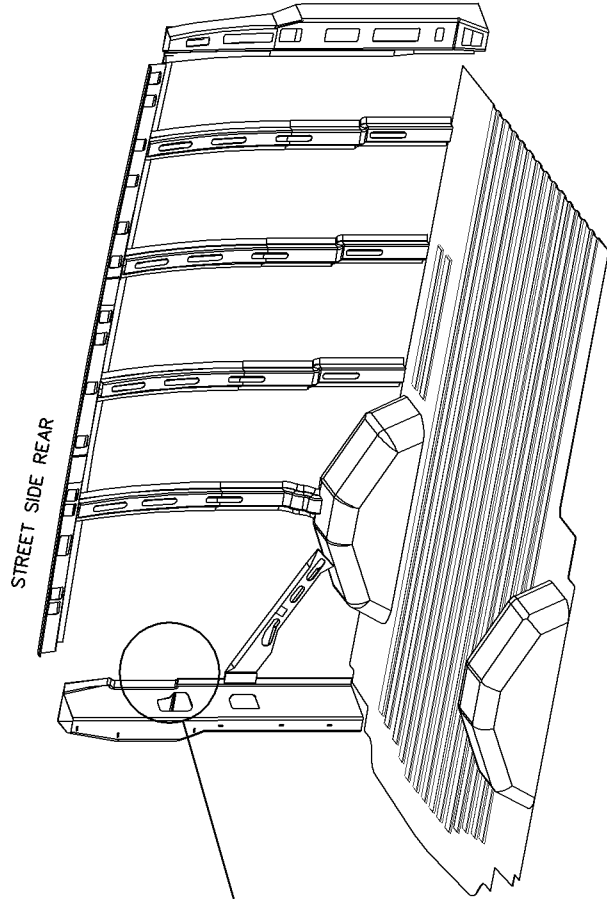
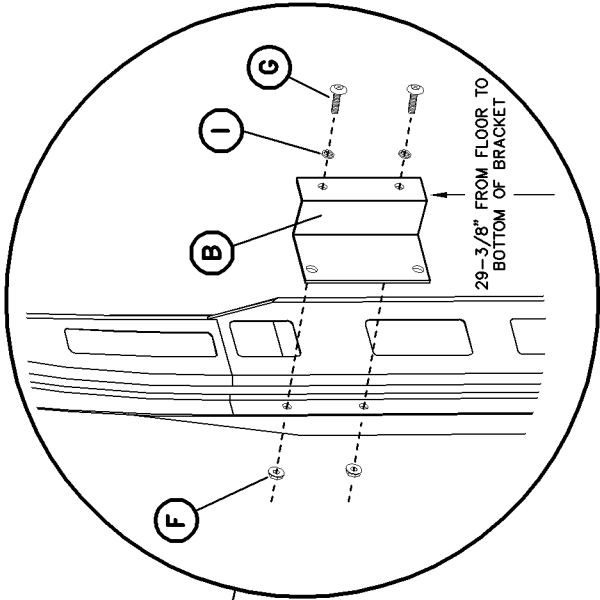
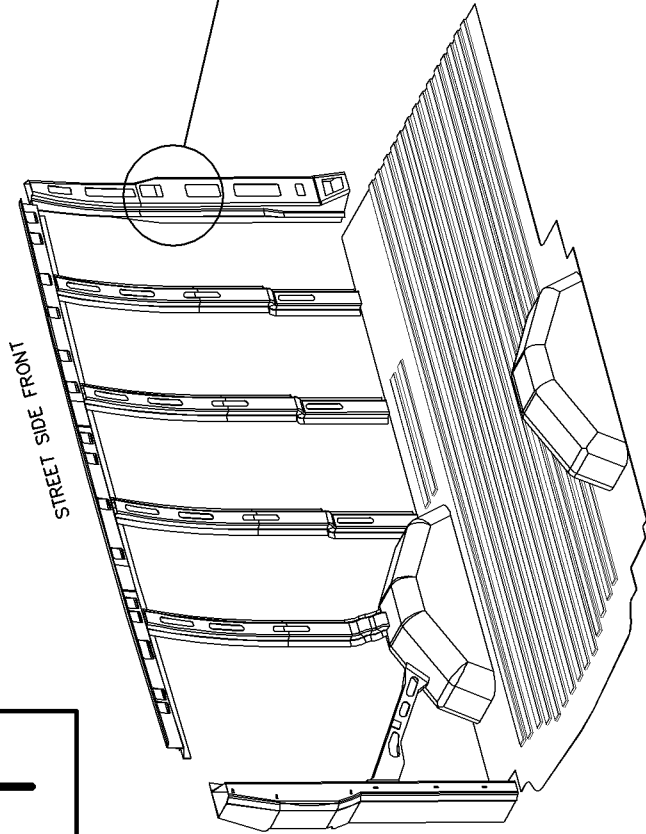


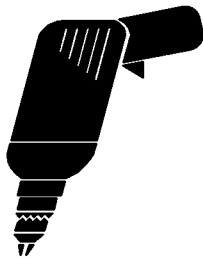
# E-TRAC KIT GMT600 LWB

- (A) STREET SIDE BRACKET (3/4" WIDE) (1) 23900-0
- (B) Z-BRACKET (1-1/2" WIDE) (1) 23897-0
- (C) L-BRACKET (1) 23898-0
- (D) CURB SIDE BRACKET (1) 23899-0
- (E) 1/4-20 PLUSNUT (18) FAS0052
- (F) 1/4-20 HEX FLANGE NUT (8) FAS0055
- (G) 1/4-20 X 1" BOLT G8 (26) FAS0078
- (H) WARNING LABEL (3) 23916-0
- (I) 1/4 SPLIT RING LOCK WASHER (26) FAS0060
- (J) 108" E-TRAC (1) 29686-0
- (K) 5' E-TRAC (1) 23895-0
- (L) STRAP 12' W/CAM BUCKLE (2) 23896-0



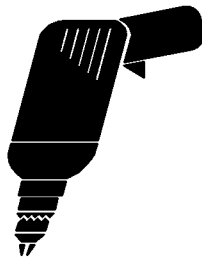


5/16 DIA. DRILL BIT



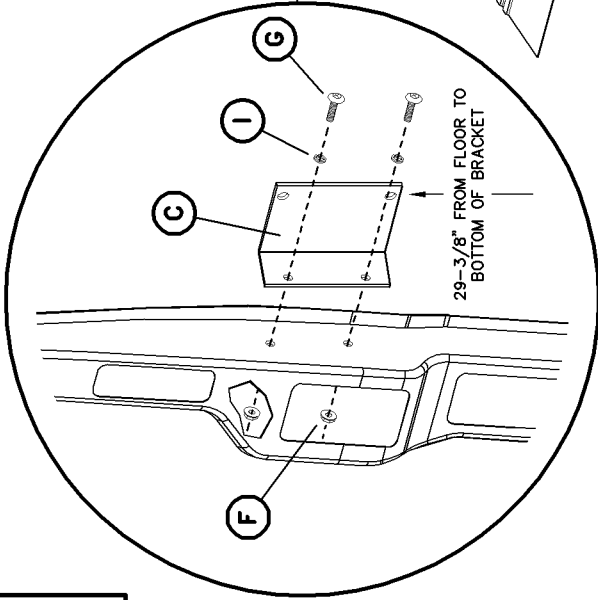
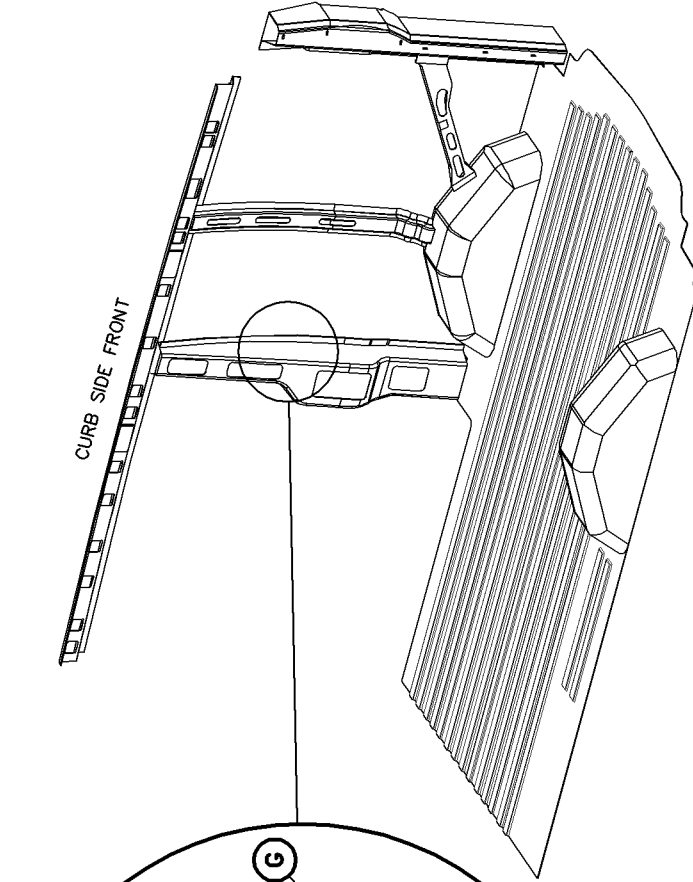
DRILL AND  
INSTALL STREET  
SIDE BRACKETS  
AS SHOWN.

5/16 DIA. DRILL BIT

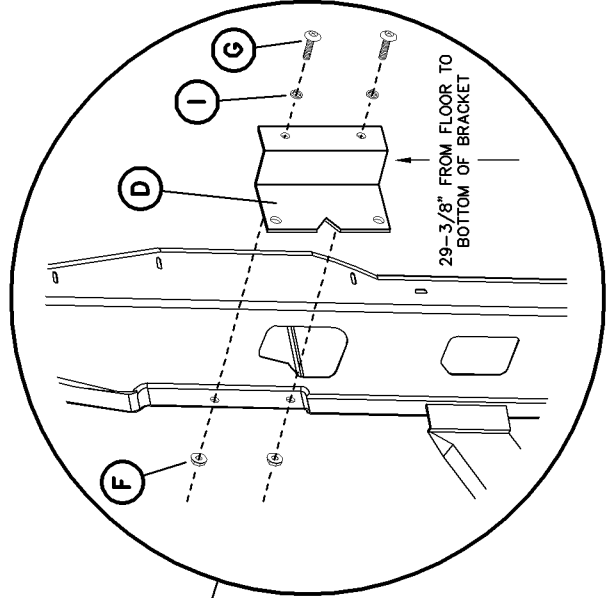
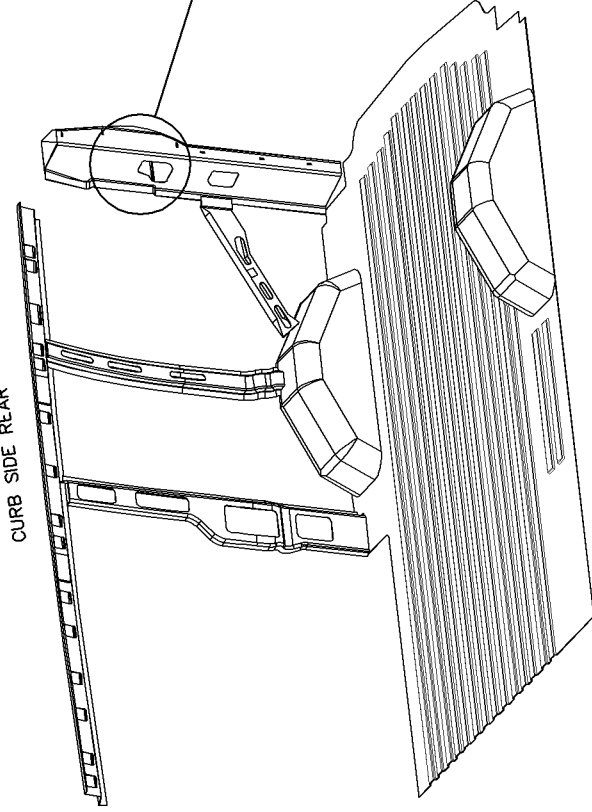


DRILL AND  
INSTALL CURB  
SIDE BRACKETS  
AS SHOWN.

CURB SIDE FRONT

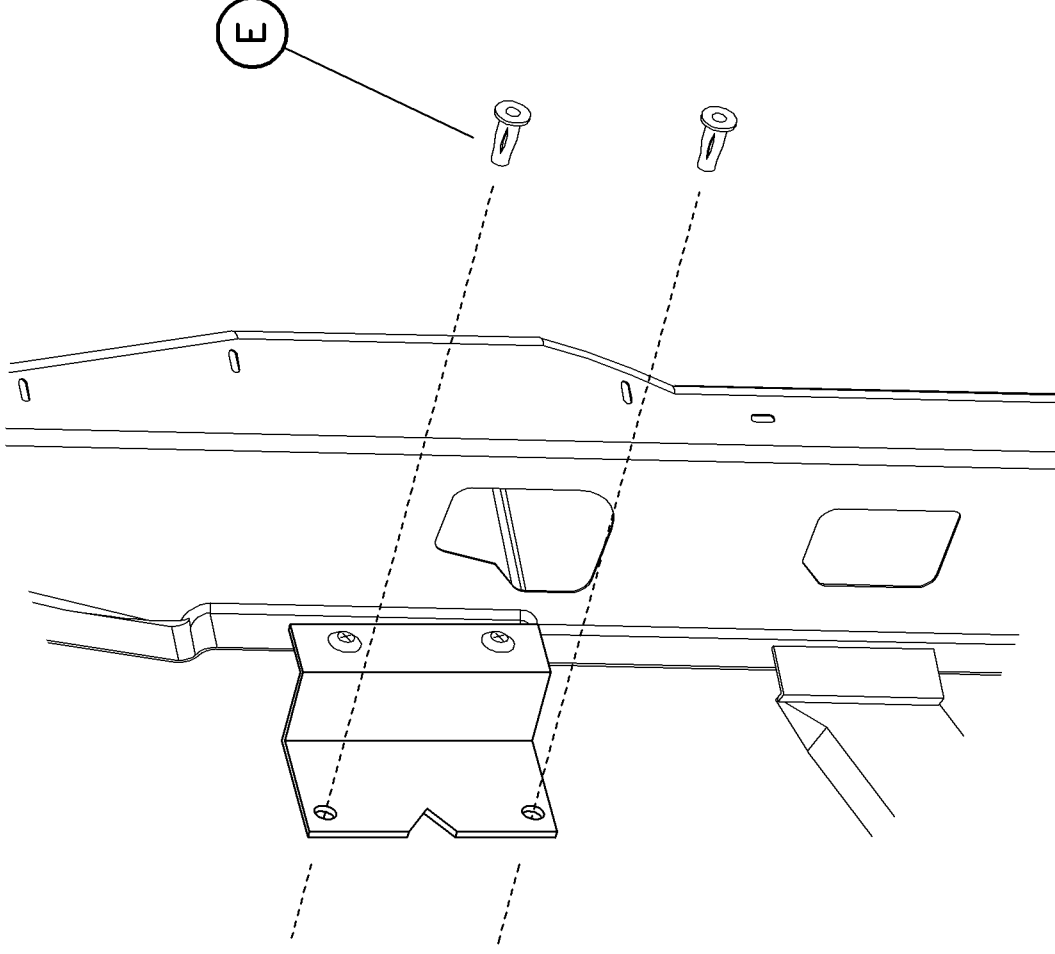


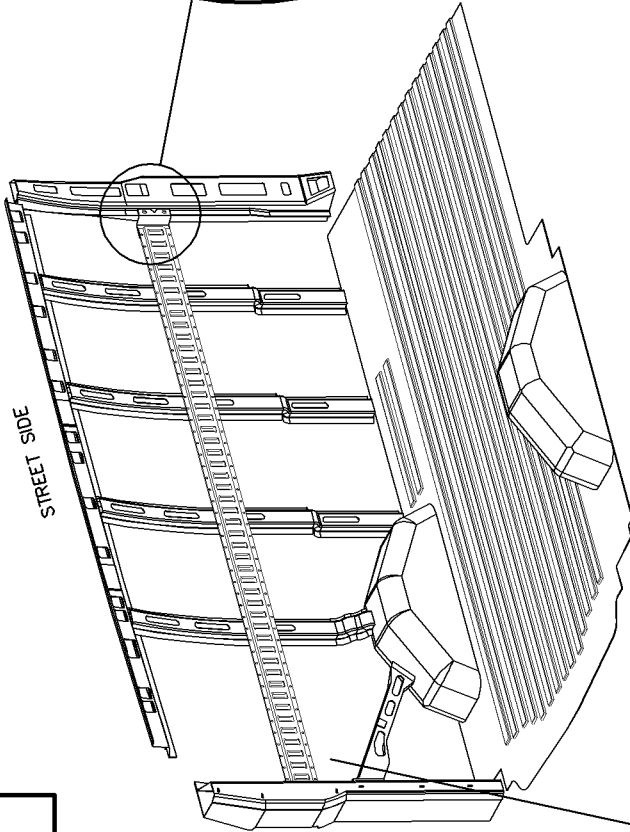
CURB SIDE REAR



IF A VAN LINER IS USED WITH THIS E-TRAC KIT, THE LINER SHOULD BE INSTALLED AFTER THE PLUSNUTS ARE PLACED IN THE BRACKETS, AND BEFORE THE E-TRAC IS INSTALLED.

INSTALL PLUSNUTS IN ALL (4) BRACKETS USING THE PLUSNUT TOOL AND THE INSTRUCTIONS THAT ARE SUPPLIED WITH THE VAN PARTITION.

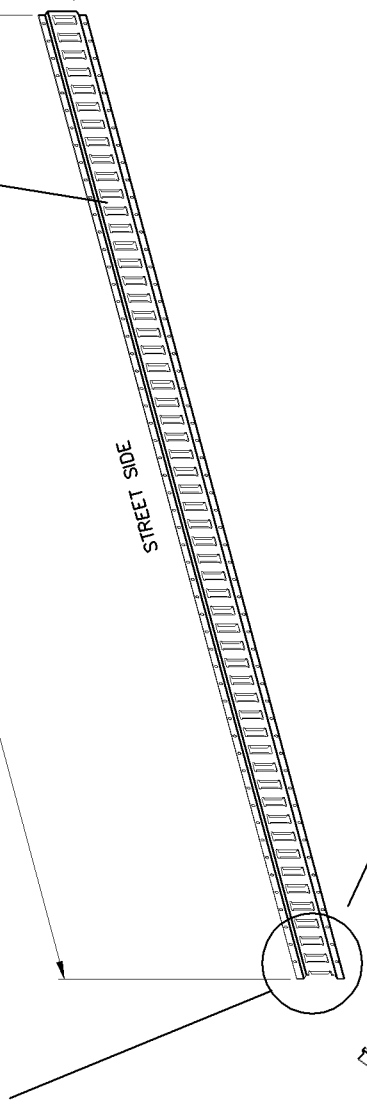




STREET SIDE

PLACE CUT END OF E-TRAC AT REAR.  
YOU MAY HAVE TO DRILL E-TRAC TO  
MOUNT TO REAR BRACKET.

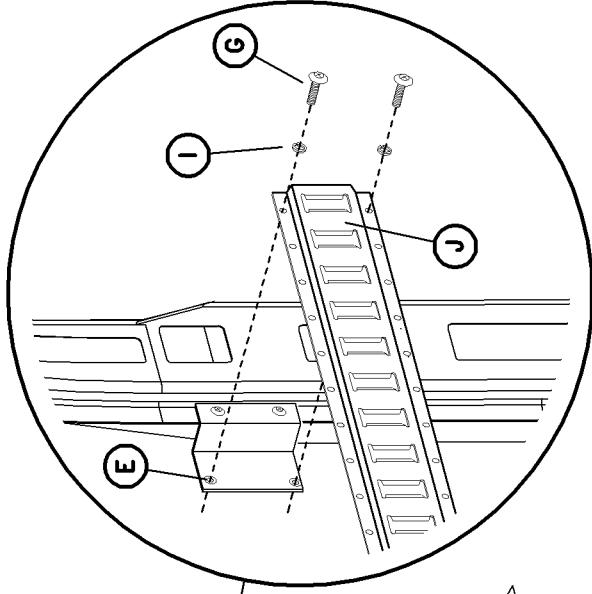
107 1/8



STREET SIDE

CUT END TO THE REAR

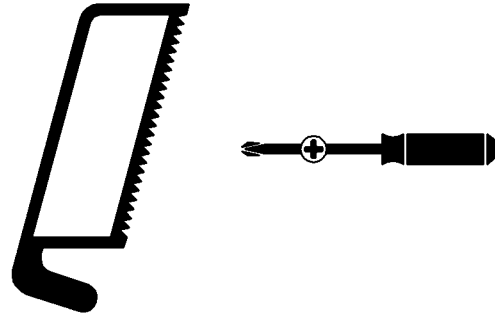
SCRAP

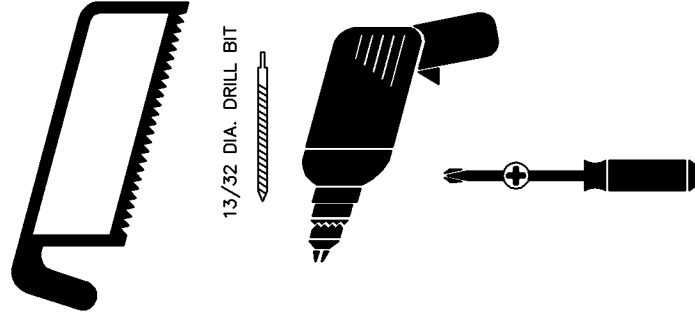
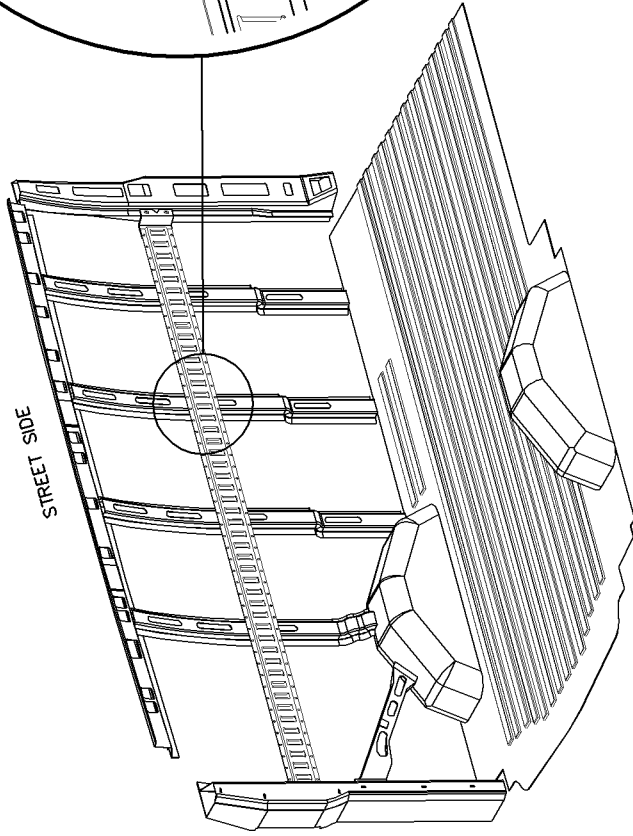


CUT THE STREET SIDE E-TRAC TO SIZE SHOWN  
AND DEBURR ANY SHARP EDGES.

TEMPORARILY MOUNT THE E-TRAC TO THE  
BRACKETS AND USE IT TO MARK DRILLING  
LOCATIONS FOR MOUNTING THE REST OF THE  
E-TRAC TO THE VAN BODY POSTS.

UN-CUT END FORWARD.  
USE EXISTING MOUNTING  
HOLES IN E-TRAC



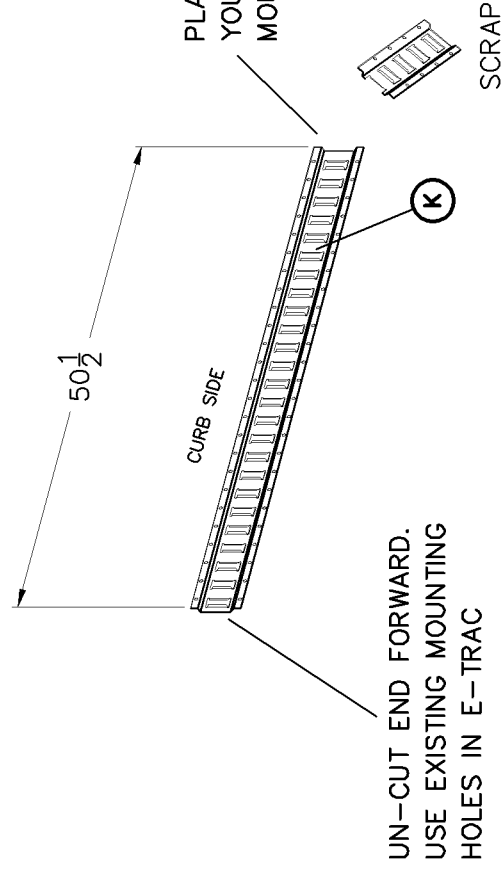


REMOVE E-TRAC, THEN DRILL AND INSTALL PLUSNUTS IN BODY POSTS.

PERMANENTLY INSTALL E-TRAC TO BRACKETS AND BODY POSTS. E-TRAC SHOULD BE BOLTED DOWN IN (2) PLACES ON EACH BRACKET AND EACH BODY POST.

PLACE CUT END OF E-TRAC AT REAR. YOU MAY HAVE TO DRILL E-TRAC TO MOUNT TO REAR BRACKET.

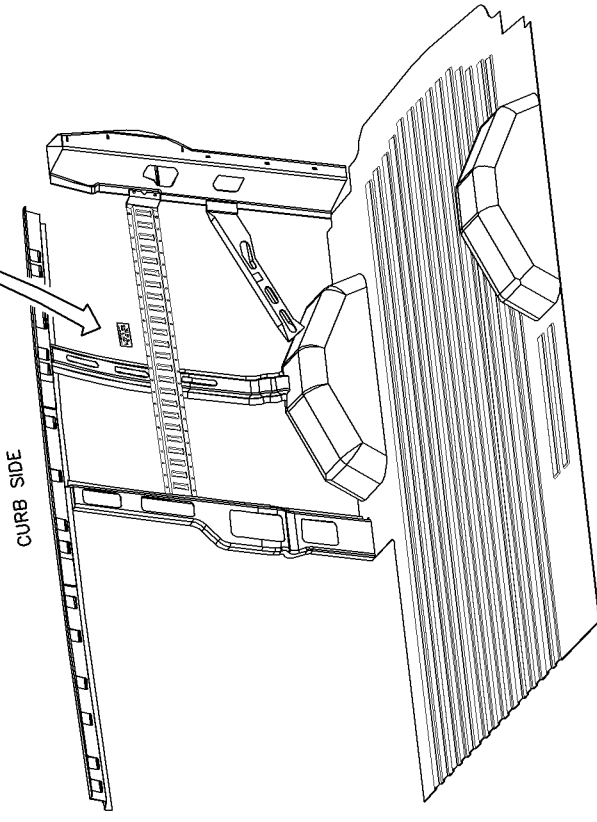
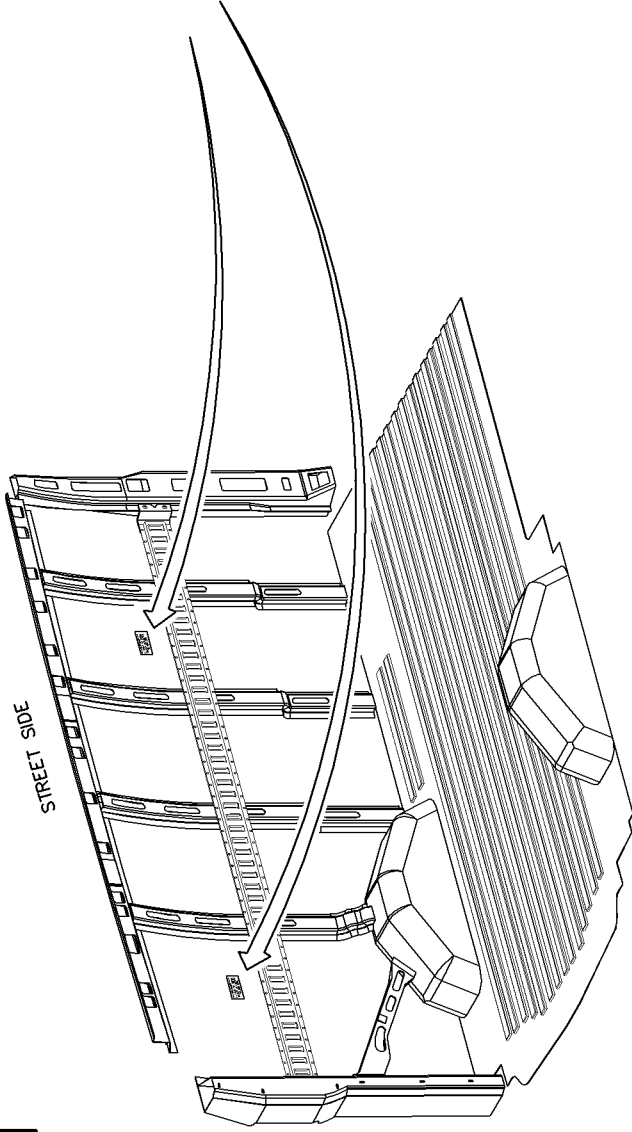
CUT CURB SIDE E-TRAC TO SIZE SHOWN AND DEBURR ANY SHARP EDGES. INSTALL CURB SIDE E-TRAC USING THE SAME STEPS AS THE STREET SIDE.



SCRAP

ISSUE

A



**\*\*\*\*\*WARNING\*\*\*\*\***  
**E-TRAC TIE LIMITED**  
**WEIGHT IS LIMITED**  
**TO 200 LBS.**

H

**WARNING LABELS MUST BE APPLIED  
 BY THE INSTALLER TO COMPLETE  
 THE INSTALLATION.**

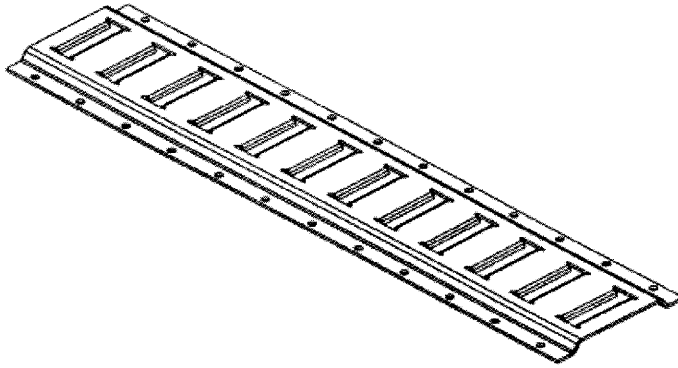
PURCHASED COMPONENT KEY FEATURES	
DESCRIPTION OF REQUIREMENTS	
DIMENSIONAL REQUIREMENTS (AS SHOWN ON DRAWING)	
N/A	
LOAD/RATING REQUIREMENT	
N/A	
MATERIAL REQUIREMENT	
N/A	
PACKAGING REQUIREMENT	
N/A	
OTHER REQUIREMENTS	
<ul style="list-style-type: none"><li>2" x 12' STRONG POLYESTER WEBBING WITH 48" FIXED END</li><li>DESIGNED TO SECURE CARGO UP TO 833 LBS.</li><li>2" CAM BUCKLE WITH SPRING-ACTUATED E-FITTINGS ON BOTH ENDS</li></ul>	



THIS DRAWING IS THE PROPERTY OF ADRIAN STEEL COMPANY AND IS NOT TO BE USED IN ANY MANNER DETRIMENTAL TO THE INTERESTS OF ADRIAN STEEL COMPANY		PRINTED DOCUMENT IS UNCONTROLLED		Sheet 1 of 1	
TOLERANCES & INSPECTION		PART / PRODUCT IDENTIFICATION			
UNLESS OTHERWISE SPECIFIED ALL BEND ANGLES ARE 90 DEGREES ALL DIMENSIONS ARE IN INCHES. REFERENCE DIMENSIONS (X.XXX) DO NOT REQUIRE INSPECTION		<div><div><div>AS</div><div>ADRIAN STEEL®</div></div><div>ADRIAN STEEL COMPANY 906 JAMES STREET, ADRIAN, MI 49221</div></div>		REVISION LEVEL <div>B</div>	
FEATURES      HOLES/SLOTS      ANGLES 0.0 = ± .125      0.0 = ± .062      0° = ± 2° 0.00 = ± .062      0.00 = ± .031      0.0° = ± 1° 0.000 = ± .031      0.000 = ± .015		MATERIAL USED: POLYESTER		DESIGNED BY: RG	
Material Thickness: per ASTM Std. Weld Callouts per AWS		DESCRIPTION: E-TRAC,STRAP 12'W/CAM BKL			
TOLERANCES & INSPECTION		WEIGHT (Lbs.): 1.60 LBS		SEGMENT CODE: MAC	
RELEASE & REVISIONS		PART / PRODUCT IDENTIFICATION			
INITIAL ECN: 4100		PURCHASED COMPONENT			
CURRENT ECN: 25465		REFERENCED SUPPLIER AND/OR MANUFACTURER AUSTIN HARDWARE / OR EQUIVALENT			
ECN DESCRIPTION:		REFERENCED SUPPLIER AND/OR MANUFACTURER PART NUMBER CCCS-001			
CREATED PPDS SHEET FOR 23896-0		COLOR (ONLY LIST IF COLOR SPECIFIC) N/A			
REVISED BY: WJA		COMODITY ITEM (Y/N) (YES = ALL DIMENSIONS AND NOTES ARE REFERENCE) (NOTE: DIMENSIONS AND FEATURES MAY VARY FOR A COMODITY ITEM.) YES			



PART NUMBER

**29686-0****ITEM DESCRIPTION: E-TRAC 108" OR 9'**

MANUFACTURER: CARGOWALL LIMITED  
MANUFACTURERS PART NUMBER: TR1250H0900GYCN

SPECIFICATIONS: 108" OR 9' E-TRAC  
GRAY POWDER COAT

SPECIAL NOTES:

**SUPPLIED BY: THIS ITEM IS ADRIAN AVAILABLE!**

**PURCHASED PRODUCT DATA SHEET (PPDS)**

THIS DRAWING/INFORMATION IS THE PROPERTY OF ADRIAN STEEL COMPANY AND IS NOT TO BE USED IN ANY MANNER THAT IS DETRIMENTAL TO THE INTEREST OF ADRIAN STEEL. COPYRIGHTS AND OR PATENTS THAT MAY BE THE PROPERTY OF APPLICABLE OWNERS MAY PROTECT INFORMATION AND/OR DRAWINGS OF SUPPLIED PRODUCTS.



906 JAMES STREET  
ADRIAN, MI 49221  
517-265-6194  
WWW.ADRIANSTEEL.COM



**WHEN INSTALLING EQUIPMENT IN OR ON  
VEHICLES CHECK FOR FUEL TANKS, FUEL  
LINES, CONTROL LINES AND ELECTRICAL  
WIRING BEFORE DRILLING! ALWAYS USE  
DRILL BITS WITH INTEGRAL STOPS  
WHENEVER POSSIBLE!**

DRAWN BY  
BDH

DATE DRAWN  
04/05/10

ECN NUMBER  
12882

ECN DATE  
4/6/10

PART WEIGHT  
14.54 LBS.

REV. LEVEL  
A

PART NUMBER  
**29686-0**