



BED SLIDES & SHELVING

JAN2026



ADRIAN

TRUCK SOLUTIONS

BUILT FOR PROFESSIONALS // DESIGNED FOR HARD WORK



A WHOLE NEW ERA OF PICKUP TRUCK SOLUTIONS.

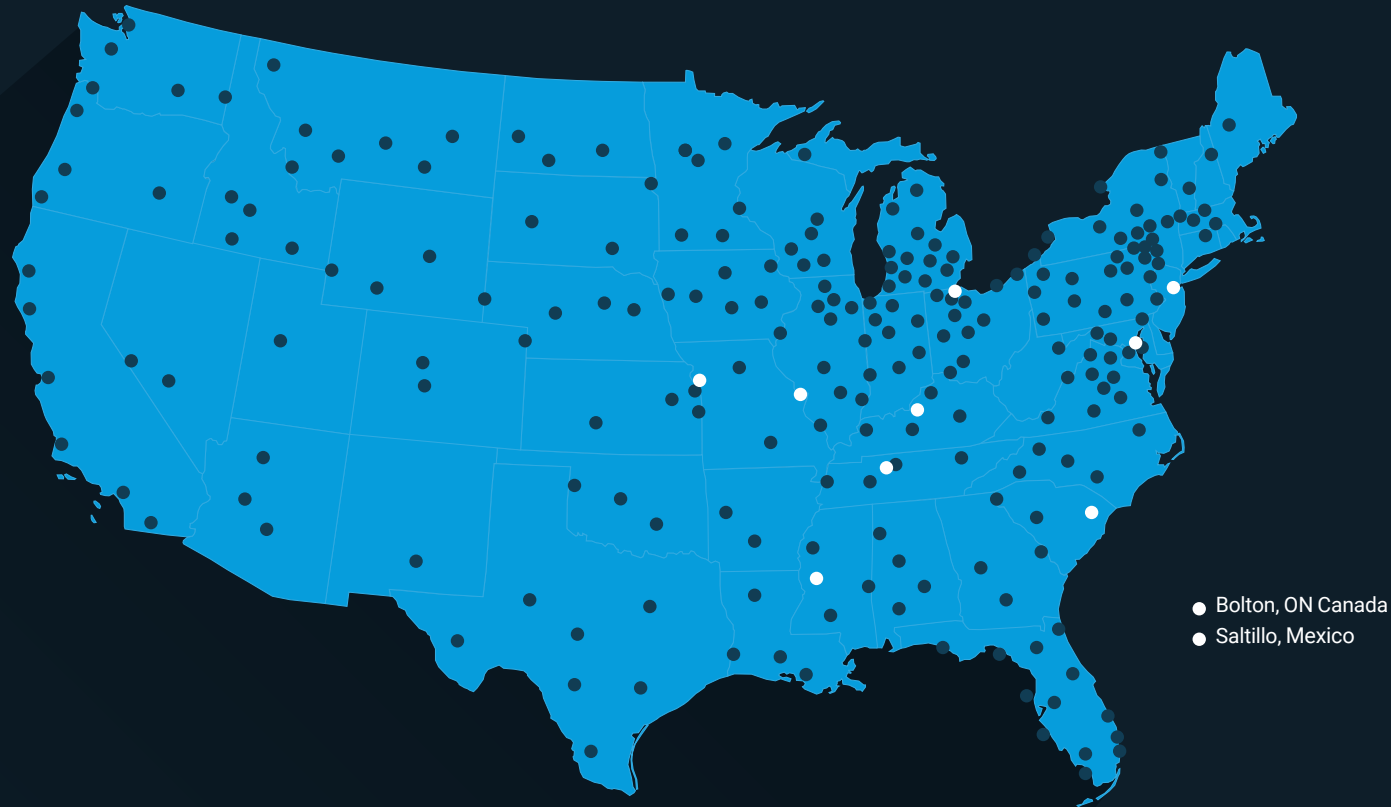
For years, you've known Adrian Steel as a trusted resource for upfitting your cargo vans. As the industry shifts towards pickup trucks, we're leading the charge with our cargo truck solutions while remaining committed to our industry-best lead times that Adrian Steel customers have relied on for years. Serving as a one-stop-shop for simplified ordering, our cargo truck solutions offer you the benefit of lead times that are unmatched, and

A RANGE OF TRUCK PRODUCTS DESIGNED SPECIFICALLY TO WORK TOGETHER AS MUCH AS THEY WORK FOR YOU.

250+ DISTRIBUTORS & 11 SHIP-THRU LOCATIONS NATIONWIDE.

WE SPECIALIZE IN TAILORED UPFITTING SOLUTIONS TO SUIT A DIVERSE RANGE OF BUSINESSES AND VEHICLE PLATFORMS.

Whether you operate a single work vehicle or manage a fleet of thousands, Adrian Steel has the right solution for your business. Our distribution network supports customers in the local market and our fleet team supports customers that need work-ready vehicles delivered across the nation.



COMMERCIAL

OUR PRODUCTS ARE SHIPPED TO OUR NETWORK OF DISTRIBUTORS WHO DESIGN AND INSTALL UPFIT SOLUTIONS FOR CUSTOMERS IN THEIR LOCAL MARKETS.

TO FIND YOUR LOCAL DISTRIBUTOR, GO TO [ADRIANSTEEL.COM/DISTRIBUTORS](https://adriansteel.com/distributors)

FLEET

OUR PRODUCTS ARE DELIVERED TO OUR SHIP-THRU INSTALLATION FACILITIES THAT ARE CONVENIENTLY LOCATED NEAR THE OEM MANUFACTURING PLANTS ACROSS THE COUNTRY.

TO FIND YOUR FLEET ACCOUNT EXECUTIVE, GO TO [ADRIANSTEEL.COM/BUY/FLEETS](https://adriansteel.com/buy/fleets)

NEVER REACH INSIDE THE TRUCK BED AGAIN!

PRODUCTS THAT WORK TOGETHER
SEAMLESSLY TO BRING THE INSIDE
OF YOUR TRUCK BED, OUT.

FAST, SAFE & EASY ACCESS



QUICK ROI!

A PEST CONTROL COMPANY DETERMINED THAT
EACH VEHICLE CAN SERVICE APPROXIMATELY 20
MORE CLIENTS PER MONTH WITH EXTENDEBED.

\$80 SERVICE FEE PER CLIENT
X 20 CLIENTS PER MONTH

= \$1,600 ADDITIONAL REVENUE
PER MONTH/PER VEHICLE

\$1,600
X 12 MONTHS

= \$19,200 ADDITIONAL
REVENUE PER VEHICLE

EXTENDED BENEFITS

EXTENSION PAST TAILLIGHTS (110%)

- // Complete access to your tools and consumables without reaching or leaning into the truck minimizes your risk of injury.

Increased safety = increased savings (e.g., one back injury may cost up to \$50,000 in a worker's comp claim).

- // Full extension provides you with greater side access on the slide out.

Other slide outs can still be up to 8" – 12" inside the truck/van bed even at 100% extension, reducing side access.

COMMERCIAL GRADE CONSTRUCTION

- // A fully welded steel frame provides for increased load capacity of 1,200 lbs.
- // Ease of use with 2 3/8" high-capacity roller bearings.
- // Simple 4-bolt/bracket installation
- // 20 Year Warranty

INCREASED JOB SITE EFFICIENCY

- // Shelving and accessories attached to the deck of the slide out are available to get work crews on/off job sites quicker.
- // Organized supplies and tools means no more wasted trips back to the warehouse to get items that are on the truck/van but can't be easily found.

PART NUMBER	PRODUCT
EB1590	8' Beds
EBL1270	6.3', 6.5' & 6.7' Beds
EBL1266	6' Beds
EBL1260	5.5' Beds
EBL1053	5' Beds (Coming in March)
EBL1048	4.5' Beds
HDW71974	Riser Kit for Silverado 1500 6.5' Bed (required for proper functionality)

SLIDEOUT PLATFORM SHELVING BENEFITS

PURPOSE BUILT FOR TRUCKS

- // The only shelving designed to work in the bed of the truck on a sliding platform.
- // No cutting or modification required.
- // Designed to be free-standing on Extendobed.

MODULAR DESIGN

- // Configure the space between shelves for better customization.

TESTED TOUGHNESS

- // Strength-to-weight ratio of 50lbs matches/exceeds competitors.

STREAMLINED INSTALLATION

- // Fewer parts with standard fasteners.



HVAC INTEGRATED SOLUTION

*Adrian Truck Cap and Extendedobed are not included in package.

Scan for more
truck package
configurations.



HVAC-EBP72

Ford F-150 6.5' Bed

Chevy Silverado/Sierra 1500 6.5' Bed

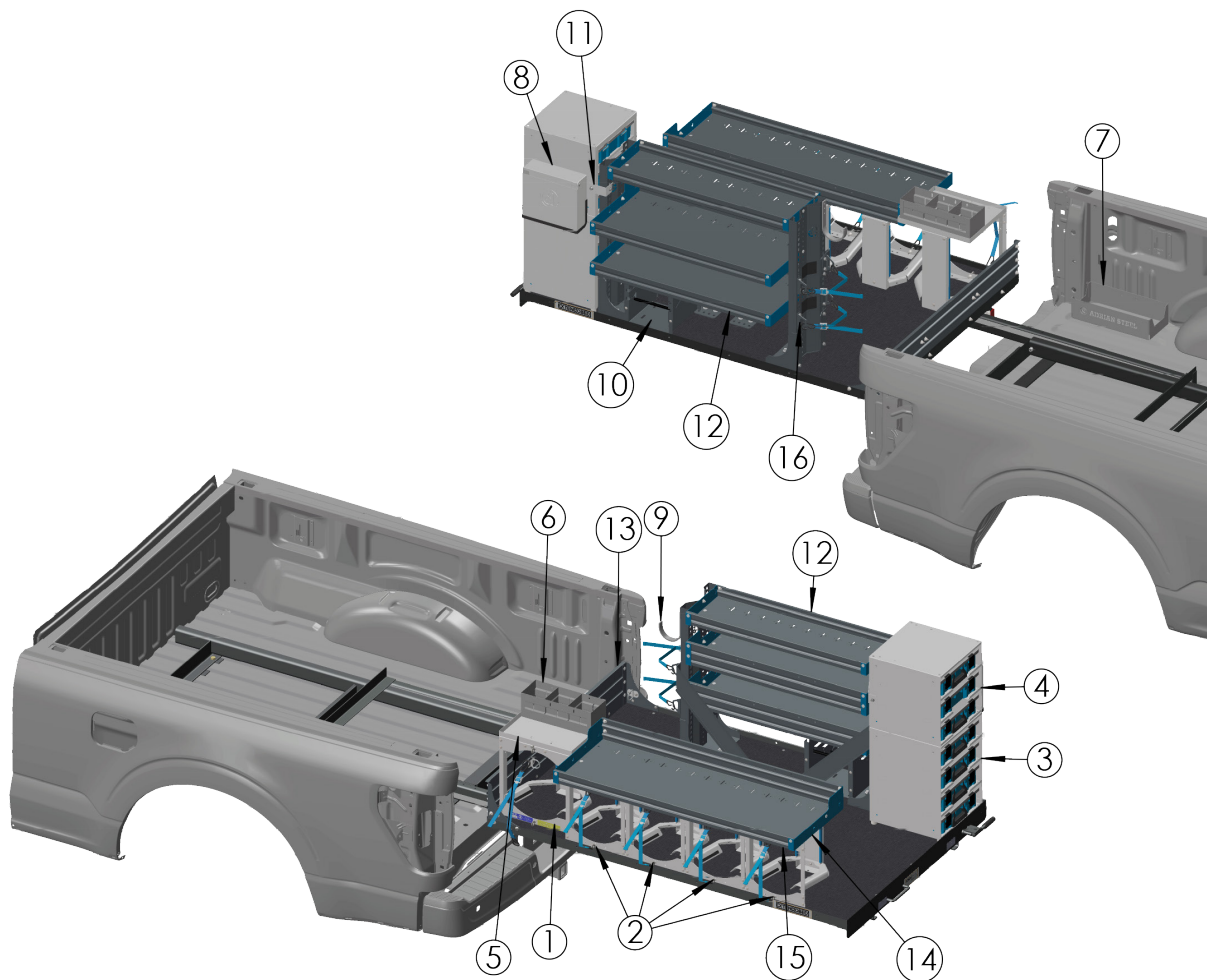
Ram 1500/2500/3500 6.3' Bed

HVAC INTEGRATED SOLUTION - 6.5' BED

HVAC-EBP72

Item	Part #	Description	Qty
1	150TR	Tank Rack, 50lb. (1)	1
2	130TR	Tank Rack, 30lb. (1)	4
3	CHPPC4S	4-Case Holder w/ Cases	1
4	CHPPC3S	3-Case Holder w/ Cases	1
5	TRSHLF50	50 lb. Tank Rack Shelf	1
6	66206	14" Solvent Tray	1
7	VPH1	Vacuum Pump Holder	1
8	GC1	HVAC Gauge Cover	1
9	UH50	Utility Hook, 5"	1
10	WRH3	Wire Reel Holder, 6"-12" Reels	1
11	72665	Mounting Hardware, CHPP	1
12	PTSU2T163630A3	3-Shelf Unit, 36"W x 16"D x 30"H	1
13	EBLBP4808	Extendedobed Back Plate	1
14	PECKT2T16A1	End Cap Kit	1
15	PSFK2T1648G1	48" Shelf Kit, Single	1
16	1NTR	Nitrogen Tank Holder	1
17	BAGEBLMNT	Mounting Hardware, Shelving to EBL	1
18	BAGPEPACCMNT4	Mounting Hardware, End Panel	1
19	03927-2	Extendedobed Spacer	4

*Adrian Truck Cap and Extendedobed are not included in package.



Adrian Truck Cap Part #	Vehicle
TFKFDT178HM23W	F-150 6.5' Bed
TFKGMT178HM23W	Silverado/Sierra 1500 6.5' Bed
TFKRAM175HM23W	Ram 1500/2500/3500 6.3' Bed
Extendedobed Part #	
EBL1272	Extendedobed, 6.5' Truck Beds
EBL1270	Extendedobed, 6.3' Truck Beds

HVAC Packages not show

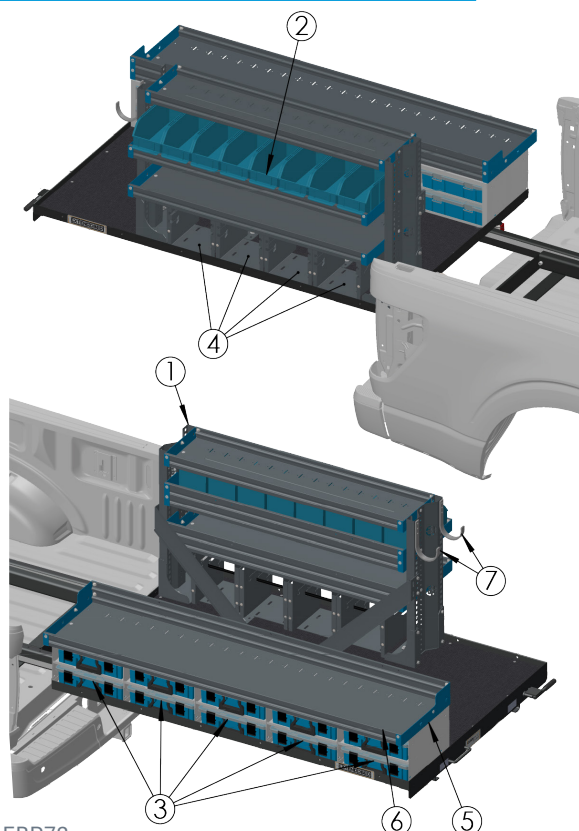
HVAC-EBP60	F-150/Lightning 5.5' Bed
HVAC-EBP90	F-150 8' Bed
HVAC-EBP90	Silverado 1500/2500/3500 8.0' Bed

Electrical Packages not show

ELE-EBP60	F-150/Lightning 5.5' Bed
ELE-EBP90	F-150 8' Bed
ELE-EBP90	Silverado 1500/2500/3500 8.0' Bed

ELECTRICAL INTEGRATED SOLUTION

*Adrian Truck Cap and Extendedobed are not included in package.



ELE-EBP72

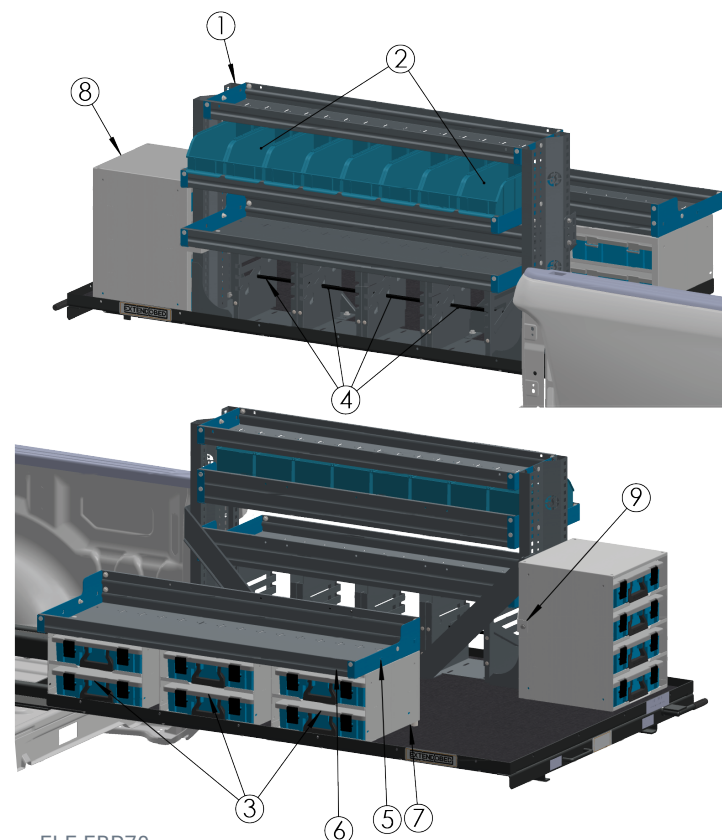
Ford F-150 6.5' Bed

Chevy Silverado/Sierra 1500 6.5' Bed

ELECTRICAL INTEGRATED SOLUTION - 6.5' BED

ELE-EBP72

Item	Part #	Description	Qty
1	PTSU2T164830A3	3-Shelf Unit, 48"W x 16"D x 30"H	1
2	SBIN060614	6" Portable Bin	8
3	CHPPC2S	2-Case Holder w/ Cases	5
4	WRH3	Wire Reel Holder, 6"-12" Reels	4
5	PECKT2T16A1	End Cap Kit	1
6	PSFK2T1672G1	72" Shelf Kit, Single	1
7	UH50	Utility Hook, 5"	2
8	BAGEBLMNT	Mounting Hardware, Shelving to EBL	2
9	BAGPEPACCMNT4	Mounting Hardware, End Panel	1
10	03927-2	Extendedobed Spacer	20



ELE-EBP70

Ram 1500/2500/3500 6.3' Bed

ELECTRICAL INTEGRATED SOLUTION - 6.3' BED

ELE-EBP70

Item	Part #	Description	Qty
1	PTSU2T164830A3	3-Shelf Unit, 48"W x 16"D x 30"H	1
2	SBIN060614	6" Portable Bin	8
3	CHPPC2S	2-Case Holder w/ Cases	3
4	WRH3	Wire Reel Holder, 6"-12" Reels	4
5	PECKT2T16A1	End Cap Kit	1
6	PSFK2T1648G1	48" Shelf Kit, Single	1
7	03927-2	Extendedobed Spacer	12
8	CHPPC4S	4-Case Holder w/ Cases	1
9	72665	Mounting Hardware, CHPP	1
10	BAGEBLMNT	Mounting Hardware, Shelving to EBL	2
11	03927-2	Extendedobed Spacer	12



**CONTACT YOUR NEAREST ADRIAN STEEL DISTRIBUTOR TO
GET YOUR INTEGRATED TRUCK SOLUTION, TODAY.**

ADRIANSTEEL.COM/DISTRIBUTORS

906 James Street
Adrian, Michigan 49221-3996

P: 517-265-6194
Toll Free 800-677-2726

info@adriansteel.com
adriansteel.com

TRUST // INNOVATION // QUALITY // DELIVERY