

RAM PROMASTER & PROMASTER CITY CARGO VAN EQUIPMENT



ADRIAN STEEL®

Cargo Management Solutions for Commercial Vehicles



TIME IS MONEY! GET ON THE ROAD WITH EVERYTHING YOU NEED!

Adrian Steel has the storage products you need, with a nationwide distributor network for professional installation. This catalog will help you set up your work van with the equipment you need to get the job done. Start with a partition to keep your cargo in the cargo area. Choose the shelving and modules for the curb and street side that fit your business needs. Or, choose a pre-designed trade package to start from. Add the accessories you need to make your van more organized. Carry ladders or cargo on your roof? Check out the variety of ladder and utility racks available. The options are many, so if you don't know where to start contact your local Adrian Steel distributor for the expert advice you are looking for.



**\$500 or \$1000
ON THE JOB ALLOWANCE***
ON 2015/16 PROMASTER

**\$500
ON THE JOB ALLOWANCE***
ON 2015/16 PROMASTER CITY

MAKE YOUR RAM CARGO VAN WORK READY WITH THE RAM ON THE JOB INCENTIVE PROGRAM.

Get The Ultimate In Flexibility When You Take Upfit Cash And Apply It Towards Any Adrian Steel Upfit.

WHAT ON THE JOB?

RAM ON THE JOB is an incentive program designed specifically for business owners who use vehicles in the day-to-day operation of their business. This incentive is available through your local RAM dealership. Please see dealership for eligibility requirements.

SAVE TIME!

Don't go searching around town for product you need for your RAM Cargo Van. Adrian Steel has a comprehensive line of cargo management solutions to get your van upfitted for your trade! You can leave the dealership with a cargo van that is ready to go to work!

COMMERCIAL EXPERTS!

Your RAM Dealership and Adrian Steel Distributor can guide you through the upfit process. Utilize their product expertise to get a complete, turn-key work vehicle.

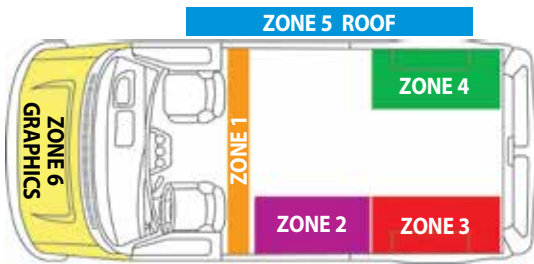
PRODUCT FLEXIBILITY!

Create a work ready van, designed by you, for your specific cargo carrying needs! Organize the interior of your van to suit your trade with Adrian Steel's modular product line. Start with the essentials: a partition, shelving and a roof rack. Then get trade specific by adding drawer units, door kits, hook bars, floor drawers and more!

PROGRAM TIMEFRAME & DETAILS*

The RAM ON THE JOB COMMERCIAL VEHICLE PROGRAM runs through January 4, 2016. Program is not available in all areas and may not be compatible with other offers or incentive programs. Consult your RAM dealer for complete program details. For more information, please contact your local Adrian Steel Distributor.

* Program subject to change without notice.



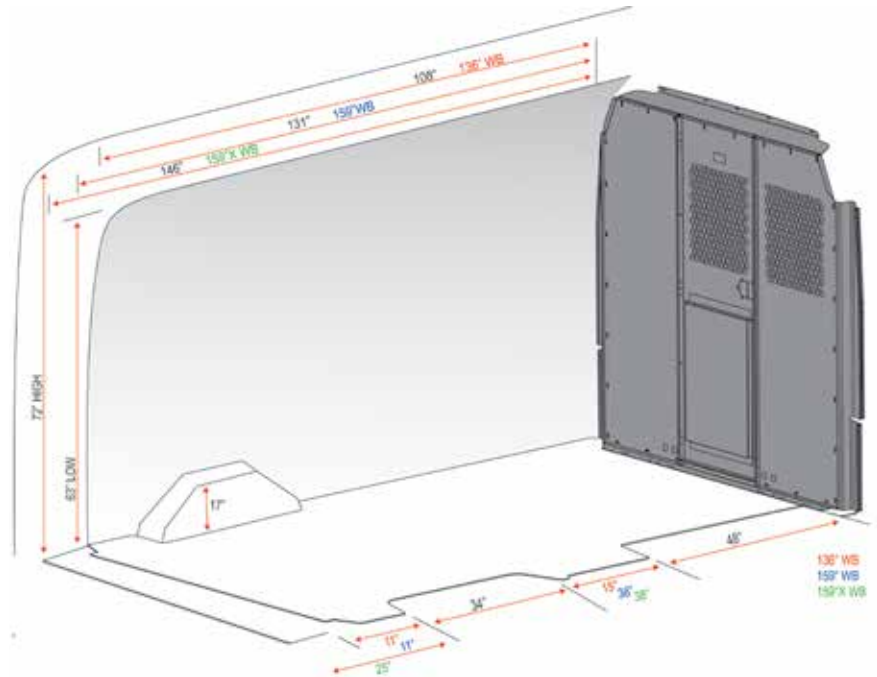
PROMASTER

ZONE 1 PARTITION

- Choose partition style: solid or perforated for the ProMaster.
- Do you want a hinged door?
- Choose between a steel or wire partition for the ProMaster City.

ZONES 2, 3, 4 CURBSIDE & STREETSIDE

- Use layout diagrams to determine the amount of space available.
- Choose from a variety of shelving units and modules that will best organize the tools and equipment you need to carry.
- Or, choose a Work Ready Upfit, complete with a trade specific, pre-designed interior and custom graphics package.



ZONE 5 ROOF

- What do you need to carry?
- Choose from LoadsRite, Grip-Lock, and Utility racks.
- Add rack accessories including step ladder kits, ratchet straps, conduit carriers and more.

ZONE 6 VEHICLE GRAPHICS

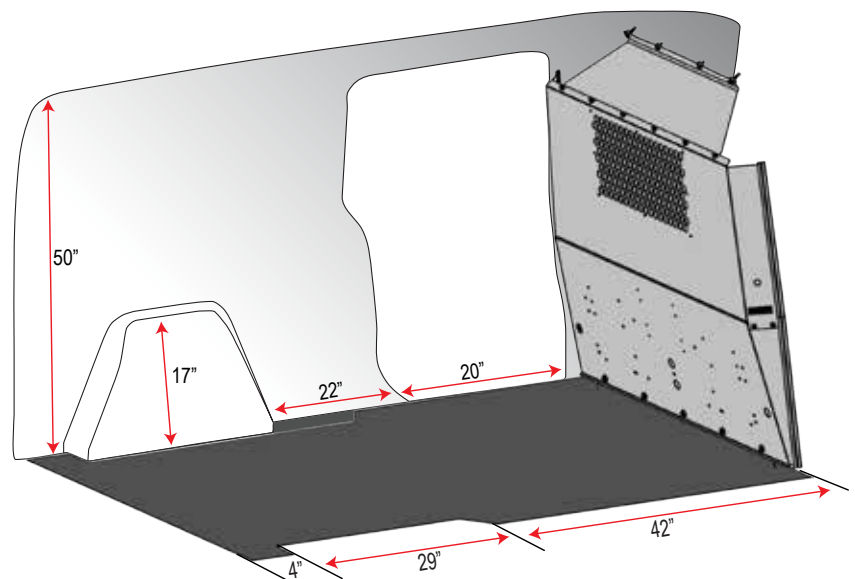
- Stand out in the crowd!
- Vehicle graphics are the most cost effective form of advertising!

ADDITIONAL STORAGE

- Determine the space needed for specialty equipment.
- Add accessories to shelving and partition
- Hooks, drawers, files, screens, and more.

Need some help?
Contact your local distributor!
 They can provide a wealth of
 information about utilizing the
 cargo space in your work van.
 Find your local distributor online
 at adriansteel.com.

PROMASTER CITY



Note: Dimensions for reference only. Measure your van or contact your distributor for your exact needs.

ADRIAN STEEL PARTITIONS KEEP CARGO WHERE IT BELONGS, IN THE CARGO AREA!



Shown: S1M2C2PM Partition

S-M-C Series Partitions

Choose from solid or perforated top panels made from 18-gauge steel for strength and finished in a tough powder coat paint. Center M panels can be fixed or hinged with a key-locking door. Partitions are sold as panel kits and wing kits. Please see application chart to confirm the appropriate panel kit and wing kit for your vehicle. Optional extended wing kits offer 3" of additional space in the cab area to allow for more seat adjustability.

Note: Extended wing kits reduce the amount of cargo space. Please confirm the interior layout of the van package to confirm that the extended wing kit has adequate room needed for installation.

S1 SOLID PANEL

Panels mount behind driver seat.

M1 SOLID PANEL**M2 PERFORATED TOP PANEL**

Fixed center panels can be hinged as key-locking doors

C1 SOLID PANEL**C2 PERFORATED TOP PANEL**

Panels mount behind passenger seat

CENTER CONSOLE DESK

- Designed to mount between the front seats.
- Rugged steel construction with a hinged worktop and key locking paddle handle.
- Convenient lid mounted clip holds papers in place on the writing surface.
- Center Console Desks mount securely to the vehicle floor, and can be removed for service.
- Convenient access to add a power strip. Great for storing electronics out of sight.
- Measures 10.3" x 22.4" x 20.4".

CCD-10 Center Console Desk for RAM ProMaster**CCDLTH Optional Laptop Holder****CCDHF6 Optional 6" Hanging File Holder****CCDHF10 Optional 10" Hanging File Holder****CCDHF12 Optional 12" Hanging File Holder****PROMASTER PARTITION OPTIONS:****Fixed Center Panel****S1M1C1PM**

All Solid Panels

S1M2C2PM

Perforated Center and Curb Panels

Hinged Center Panel "Door"**S1M1HC1PM**

All Solid Panels

S1M2HC2PM

Perforated Center and Curb Panels

Wing Kits - Standard & High Roof**WKC1PM**

Standard Position

WKC1PM3

Extended Position - adds 3" to the cab area (reduces cargo area)

WKC1PMR


Standard Position when Factory Partition was Removed

WKC1PMR3

Extended Position when Factory Partition was Removed - adds 3" to the cab area (reduces cargo area)

STEEL PARTITION FOR PROMASTER CITY

The **P2PMCS15** features all steel panels that safeguard the cab area against moving and shifting cargo. The recessed design allows for maximum adjustability of the front seats and provides storage space for a 6 foot step ladder in the back of the ProMaster City. The perforated window allows for visibility of your cargo area and rear windows while the solid steel construction provides better climate control and sound deadening. The steel header and full perimeter wings provide optimal security. Order the **P1PMCS15** for a solid partition with out the perforated window. Perfect for extra cab climate control.



WIRE MESH PARTITION FOR PROMASTER CITY

The **P2PMCFW15** provides maximum visibility while safeguarding your van cab area against moving and shifting cargo. The recessed design allows for maximum adjustability of the front seats and provides storage space for a 6 foot step ladder in the back of the ProMaster City. The **P2PMCFW15** is lightweight and economical without sacrificing safety and security.



Partition Accessories

ProMaster



TA1 Hook Bar 2" x 12" bar mounts to partition or shelving. Four welded hooks with 2" hanger opening.

PDK1 Hinged Door Kit converts ProMaster M-Series fixed center panel partition into a hinged door with keyed slam latch. Includes two 6" hinges, bulb seal and a slam latch that reduce vibration noise.

PA9 First Aid Box Tray secures first aid box. Measures: 11"W, 4-1/2"H, 3-1/8"D

PA7 Triangle Reflector Kit Includes reflector kit with metal pocket holder, I.C.C. approved.

PA8 1-A: 10-BC Fire Extinguisher is a rechargeable, 2-1/2 lb. dry chemical extinguisher. Stops Class A, B and C fires. Complete with charge gauge and mounting bracket.

PA10 Practice Holder Organizes paperwork. Measures: 12"W, 7"H, 5"D.

TH30 or TH50 Refrigerant Tank Holder holds 30lb. or 50lb. tank to partition or other vertical surface.

PA5-SPR Partition Plexiglass Cover Panels (not shown) install over the perforations of the ProMaster partition to help with climate control in the cab.

EXCLUSIVELY FROM ADRIAN STEEL: A SHELVING PLATFORM THAT ALLOWS YOU TO PUT SHELVES WHERE YOU WANT THEM, NOT WHERE WE THINK YOU NEED THEM!

ADseries is the next generation of cargo management solutions, engineered to optimize your work van storage and accessibility. Featuring truly ADjustable shelves, an ADaptable rail system, and heavy-duty shelves designed to accommodate the diverse range of cargo you need to get the job done.

ADJUSTABLE SHELVES

Tools, equipment and cargo come in all shapes and sizes and until now, there hasn't been a shelving unit that is truly adjustable. The ADseries is the first of it's kind where, with only a screwdriver, you can simply remove the front shelf bolts and move the shelf to where you need it.

The **HAD shelving units** for the Promaster feature two ADseries adjustable shelves in the center of the shelf unit. These two shelves feature a 2" lip and, with only a screwdriver, can be adjusted up or down on one inch increments.

MODEL	OVERALL SIZE
HAD3259	32" x 59" x 14"
HAD4459	44" x 59" x 14"
HAD5059	50" x 59" x 14"



HAD5059 shown with optional TA1 Hook Bar

HD shelving units for the **ProMaster** and the **ProMaster City** feature KD adjustable shelves.



HD-28NV2

The top and bottom shelf feature a 2" lip, the center shelf features a 4" lip. Each shelf can be adjusted up or down on one inch increments. The contoured end panels allow the shelf to sit closer to the van wall. **DV12 Dividers** are available. Fits RAM ProMaster City.



HD32TC

All shelves are adjustable on one inch increments and feature a one inch lip. **DV12 Dividers** are available. Fits RAM ProMaster City.

MODEL	OVERALL SIZE	DESCRIPTION
HD3259	32" W x 59" H x 14" D	Fits ProMaster
HD4459	44" W x 59" H x 14" D	Fits ProMaster
HD5059	50" W x 59" H x 14" D	Fits ProMaster
HD32TC	32" W x 46" H x 12" D	fits ProMaster City
HD-28NV2	28" W x 46" H x 12" D	fits ProMaster City




HD4459

The top and bottom shelf feature a 2" lip, the center two shelves feature a 4" lip. Each shelf can be adjusted up or down on one inch increments. Fits full size RAM ProMaster.

ADAPTABLE INTERIOR

Everyone likes to set their work van up their own way. The new ADseries shelving lets you position the shelving where you need it. Exclusive to the ADseries, the unique rail system enables you to reposition the shelving in the van, increasing the available space for trade specific equipment. All of this is done without removing bolts, plugging holes and redrilling the van!



Truly Adjustable Shelves All you need is a phillips screwdriver! Simply remove two bolts from the speed nut clips that come with the shelf, tilt the shelf upwards, move the shelf to your desired location, insert the rear shelf studs, reattach the bolts and you're done!

Rear Shelf Studs unique design lock shelves in place!

ADD ACCESSORIES

Businesses change over time and your van interior should be able to change with your needs. Plug and Play shelves have prepunched holes that allow adding storage solutions easily! ADseries dividers simply snap in place, drawer units simply bolt in and door kits can be added to lock your more valuable parts and equipment. Many Adrian Steel accessories can be added to the ADseries shelving with the rail adapter kits and end panel brackets.



ADSERIES SHELF UNITS AND RAIL KITS

MODEL	SIZE	DESCRIPTION
HAD3259	32"W x 59"H x 14"D	fits ProMaster, std. & high roof
HAD4459	44"W x 59"H x 14"D	fits ProMaster, std. & high roof
HAD5059	50"W x 59"H x 14"D	fits ProMaster, std. & high roof
AD28PMC	28"W x 46"H x 14"D	fits ProMaster City
AD32PMC	32"W x 46"H x 14"D	fits ProMaster City
RKPM5WB	118"WB Rail Kit	ProMaster curb or streetside
RKPM1WB	136"WB Rail Kit	ProMaster curb or streetside
RKPM1WB	159"WB Rail Kit	ProMaster curb or streetside
RKPM1WB	159"EXT WB Rail Kit	ProMaster curb or streetside
RKPMC	Short Rail Kit	ProMaster City
RK72PMC	Long Rail Kit	ProMaster City

Note: Rails are not included with the shelf units. Rail kits must be ordered separately

Note: Shelves have the following weight rating:

- Shelves positioned with the shelf lips facing up have a rating of 100lbs per shelf evenly distributed.
- Shelves positioned with the shelf lips facing down have a rating of 200lbs per shelf evenly distributed.

ADSERIES ACCESSORIES

MODEL	SIZE/DESCRIPTION
DV14C1	Divider for ADseries shelf/Single
DV14C8	Divider for ADseries shelf/8 Pack
DV12	Divider for HAD top shelf/Single
DV14	Divider for HAD bottom shelf/Single
DK3008	8" High Door Kit/HAD3259
DK3010	10" High Door Kit/HAD3259
DK4208	8" High Door Kit/HAD4459
DK4210	10" High Door Kit/HAD4459
DK4808	8" High Door Kit/HAD5059
DK4810	10" High Door Kit/HAD5059
BRK14EPS	End Panel Bracket To Add on Accessories
RKA1	Rail Kit Adapter/See list at right
RKA3	Rail Kit Adapter3/See list at right
RKA4	Rail Kit Adapter4/See list at right
RKABRK1	Rail Kit Adapter/End Panel Bracket/See list
RKABRK2	Rail Kit Adapter/17A
RKAWTR	Rail Kit Adapter/Welded Tank Racks
RKA919	Rail Kit Adapter/#9, #19, #919 Drawer Units
35325-G	32" Long Shelf
35327-G	44" Long Shelf
35328-G	50" Long Shelf

RKA1 – Rail Adapter Kit1
Use with: CB2, CB3, CB4 (uses 2)

RKA3 – Rail Adapter Kit3
Use with: #1, #12, #2, #8, DC Units, 17A, CRH2, TA19, TA5

RKA4 – Rail Adapter Kit4
Use with: CL1446D/R, #40, KDRH2, KD Shelving Units, #33, #3, #33W, JD Shelving

BRK14EPS – ADseries end panel accessory attachment bracket.
Use with: 17A, CB5, 43, TA19, TA20, WRH5, UH10/25/50, PA9, PA8, ACT3/4, PA11, AGSCH2, PA7, TH30, TH50, TA5

RKABRK1 – Used with TA19, TA20, TA5

SPECIFIC JOBS DEMAND SPECIFIC STORAGE SOLUTIONS.

Cabinet and Drawer Modules provide secure storage for large and small tools and parts. The modular design allows you to get what you need now and the ability to add more when you need it. Whatever the job demands, Adrian has the storage solutions to transport your gear safely and securely.



TANK CABINETS

- Provide vented storage for Propane, Mapp gas or CO2 tanks.
- Cabinets feature a full door gasket with two snap latches for positive door closure.
- Interior cabinet cradle and retaining straps (foam yokes for TA19) secure tanks and prevent movement.
- Floor vent and tubing are included for exhausting fumes.
- Propane cabinets store 20, 30 or 40 lb. tanks.
- Mapp Gas Cabinets store 6 1/2" diameter tanks.
- CO2 Tank Cabinets store 20 lb. cylinders.

MODEL	DESCRIPTION	CABINET SIZE
TA18	Propane Cabinet	14-3/4"W x 36"H x 13"D
TA19	CO2 Tank Cabinet	13"W x 32"H x 12-1/2"D
TA20	Mapp Gas Cabinet	14"W x 26"H x 8"D

Vented gas storage solutions



Folding T handles don't stick out into aisles.

SHELF CABINETS

- Available in 12" and 18" front to rear lengths
- Can be used free standing or stacked with our lockable drawer units.
- Feature locking recessed tee-handles for secure storage and receive a durable gray powder coat finish.
- Cabinets feature an open side and can be combined for side-by-side use holding items up to 35" long.
- Optional end panel can be added to close off side when required.
- Include an adjustable shelf that can be removed
- Cabinets provide a solid surface to stack modular drawers, cabinets and bins.

MODEL	DESCRIPTION	CABINET SIZE
1	Shelf Cabinet	18"W x 22"H x 18"L
12	Shelf Cabinet Open Side	18"W x 22"H x 12"L
1A	Optional Shelf	No. 1
12A	Optional End Panel	No.12




CABINET LOCKERS

- Full-door Lockers feature a 46" high storage space with 3 removable shelves.
- Short-door Lockers feature a 33" high storage area and with 2 removable shelves.
- Locker doors are reversible for flexibility and feature locked recessed T-handles for security.
- Cabinet Lockers taper from 14" to 12" from front to back in depth at top and bottom to maximize aisle space.

MODEL	DESCRIPTION	CABINET SIZE
CL1446R	Cabinet Locker Full Door	18"W x 46"H x 14"D
CL1446D	Cabinet Locker Short Door	18"W x 46"H x 14"D



2.5" deep drawers come with ABS divided and removable trays perfect for small parts.



Latched & Locked **Latched & Unlocked** **Drawers Unlatched** **Drawers Open**

DRAWER UNITS – LOCK 'N LATCH SYSTEM

- Our exclusive Lock 'n Latch system provides a choice of drawers open, drawers retained or drawers locked position.
- Drawers are made of an engineered composite material for durability with heavy-duty drawer glides for support and smoother drawer operation.
- The new drawer glides significantly increase the ease of use when opening and closing the drawer units. They all but eliminate the rattle noise of the drawers when the driving the vehicle.
- Drawers and glides can be repositioned within cabinet for increased flexibility.
- Divide 5" deep drawers into compartments using optional metal "egg crate" dividers.

MODEL	DESCRIPTION	DRAWER SIZE (QTY.)
19	2 Drawer Medium	16"W x 5"D x 11-1/2"L (2)
919	3 Drawer Combo	16"W x 2-1/2"D x 11-1/2"L (2) 16"W x 5"D x 11-1/2"L (1)
9	4 Drawer Shallow	16"W x 2-1/2"D x 11-1/2"L (4)
27	Divider Kit	19 or 919 Drawer (1)


Steel outer cabinet measures 18"W x 12"H x 12"L.

DRAWER COMPONENTS

- Organize small parts with our flexible and rugged composite Drawer Components.
- Drawer retention stops prevent drawers from opening while the vehicle is in transit.
- Made of a hi-impact polymer for a quiet operation.
- Each drawer comes with 2 dividers and 7 divider slots.
- Interlocking feature allows up to 2 units stacked vertically or multiple units horizontally.
- Choose from Adrian Steel's pre-configured drawer systems or create your own drawer system from the base models.

MODEL	DESCRIPTION	OVERALL SIZE
DC6	Base 3 drawer narrow model	6"W x 12"H x 12"D
DC12	Base 3 drawer wide model	12"W x 12"H x 12"D
DS06212V	Drawer System (2) DC12's	12"W x 24"H x 12"D
DS36012H	Drawer System (3) DC6's	18"W x 12"H x 12"D
DS46012	Drawer System (4) DC6's	12"W x 24"H x 12"D

5lb. weight capacity per drawer.



#2 Cabinet Size
18"W x 24"H x 18"L

#8 Cabinet Size
18"W x 18"H x 12"L



DRAWER UNITS – LOCKING HINGE AND HASP

- Drawers are welded and have reinforced drawer slides for strength.
- Can be locked with a padlock (not included) for security.
- Divide drawers with optional metal "egg crate" dividers.

MODEL	DESCRIPTION	DRAWER SIZE (QTY.)
8	3 Drawer Medium	16"W x 5"D x 11-1/2"L (3)
2	4 Drawer Medium	16"W x 5"D x 17-1/2"L (4)
25	Divider Kit	No. 2 Drawer (1)
26	Divider Kit	No. 8 Drawer (1)

TOTE TRAYS AND CASES

- Take small parts and tools right to the job site with removable tote trays and cases.
- Totes are available in both steel tray and poly case designs.
- Steel tote trays feature fold-down carry handles and four large storage compartments with adjustable dividers.
- Poly tote cases offer a see-through lid with latches to prevent spilling, four large compartments and twelve adjustable dividers.
- Trays and cases store in a 19.75"W x 20-1/8"H x 13-3/8"L modular rack that can be stacked or floor mounted.



Portable trays

MODEL	DESCRIPTION	TOTE STYLE (QTY.)
SPT-4	Combo Totes and Rack	Steel Trays (2) Poly Cases (2)
SPT-4P	Poly Totes and Rack	Poly Cases (4)
SPT-4S	Steel Totes and Rack	Steel Trays (4)
SPT-S	Additional Steel Tray	18.5"W x 3"D x 12.5"L
SPT-P	Additional Poly Tote	18.5"W x 3"D x 12.5"L

ADRIAN'S BLUE BIN SYSTEM IS PERFECT FOR VISUAL INVENTORY MANAGEMENT.



- 6" and 12" bins maximize the ADseries shelf space.
- The innovative rail system locks the bins in place on the shelf.
- The bins can nest on top of each other when at the job site or in the warehouse getting filled to go.
- Add a label to the front so you can find parts quickly
- Each bin can accommodate one optional divider.

Order our predefined bin systems or create your own configuration of bins. Please note that the bins and the rail are a system. To obtain all the features listed above, both must be ordered.

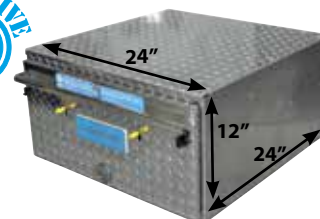

MODEL	DESCRIPTION
SBIN060614	6" Blue Bin
SBIN120614	12" Blue Bin
SBINDIV	Divider
BR36212	Bin System: 3-6" & 2-12" bins w/rail
BR76012	Bin System: 7-6" bins with rail
SRAILAD26	26" Retention rail
SRAILAD32	23" Retention rail
SRAILAD44	44" Retention rail
SRAILAD50	50" Retention rail



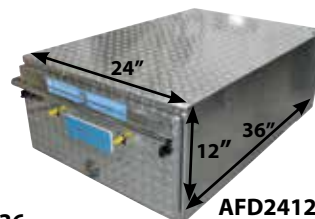
The innovative rail system locks the bins in place on the shelf.

ALUMINUM FLOOR DRAWERS

- Adrian Steel exclusive Anti-Slam latch keeps drawer from closing without positive latch activation. The only aluminum drawer in the industry with this feature!
- An automotive grade lock keeps expensive cargo secure and the adjustable divider helps keep contents segmented.
- The integral latch keeps the drawer open when you are on an incline and closed when you're done!
- Heavy duty grab handles and ball bearing slides allow the drawer to open and close with ease.
- Can be stacked to utilize large cubic storage areas.
- 24" deep units have a weight capacity of 350 lbs. and the 36" deep have a 325 lb. weight capacity.




AFD241224
weight 46lbs.



AFD241236
weight 60lbs.

AFD181236
weight 52lbs.

LITERATURE FILES



1: CB5 Five Slot Literature Holder Mount on partition or other vertical surface. 2-1/2" deep pockets. Overall size: 12"W, 24"H, 2-1/2"D.

2: CB7 Seven Slot Literature Holder Mount on partition or other vertical surface. 6-3/4" deep pockets. Overall size: 14-3/4"W, 28-7/8"H, 7"D.

3: 17A Six Shelf Catalog File Designed for catalogs but also serves to store a variety of materials between the 3" shelf spacings. Overall size: 11"W, 24"H, 12"D.

4: 43 Three Shelf Catalog File Fits in narrow spaces. It has three tilt shelves. Perfect for binders and catalogs. Overall size: 6" W, 34" H, 12" D.

5: BH4 Four Slot Binder Holder Designed to mount on partition or almost any vertical surface. Excellent for binders. Each pocket is 2 1/2" deep. Overall size: 12-3/4" W, 19-1/2" H, 2-1/2" D.

6: CB2 Two Book File Mounts on the floor between front seats and partition. Holds folders 12"H x 10-1/2"D. Overall size: 6"W, 14"H, 12"D.

7: CB3 Three Book File Mounts on cabinet tops or on the floor. Multiple units can be flush-mounted. Holds folders 12"H x 10-1/2"D. Overall size: 10-3/4"W, 14"H, 12"D.

8: CB4 Utility Storage Box Stores a variety of printed material. Also suitable for keeping tools, safety glasses, gloves and other items. Hinged lid. Overall size: 12"W, 12"H, 14"D.



1



2



3



4



5

1: DST21 Door Storage Tray offers convenient access to parts and tools.

Overall size: 20" W, 4" D, 8" H

2: Aerosol Can Tray secure cans for easy access.

ACT3 - 3 Can Tray Overall size: 11-3/4" W, 4" D, 6-3/4" H

ACT4 - 4 Can Tray Overall size: 15-7/16" W, 4" D, 6-3/4" H

3: 14 Step Stool has a wide base and is 12" high. Stool can be used with a workbench or as an auxiliary step. Top measures 10" x 20" One size.

4: TA2 Hard Hat Holder secures hat to partition or shelving.

5: VMA36 Vise Mount Assembly is floor mounted and telescopes out beyond side or rear cargo doors when fully opened. Measures 36" closed and 60" open.

6: Touch-Up Paint in spray cans match Steel-Cote™ finish. Three colors:

STP12G - Gray **STP12W** - White **STP12B** - Black

7: Door Tray comes with two dividers and has optional lid for containment.

DT21 - Door Tray Overall size: 18" W, 4" D, 4" H

DTL21 - Door Tray Lid for DT21 only

DTWL21 - Door Tray with Lid Overall size: 20" W, 4" D, 4" H

8: Hooks organize a variety of cargo in easy-to-access locations.

UH10 - 1" hook

UH25 - 2.5" hook

UH50 - 5" hook

TA1 - Four hook bar

9: Parts Tray features a 2" deep shelf lip. Can be mounted to cabinet and drawer modules for added top storage.

4A - Parts Tray Overall size: 36" W, 12" D, 2" H

4B - Parts Tray Overall size: 18" W, 12" D, 2" H

10: Work Mat (not shown) Skid resistant commercial rubber floor mat with an aluminum threshold for the side and rear doors.

88-118PM - ProMaster 118" WB

88-159PM - ProMaster 159" WB

88-136PM - ProMaster 136" WB

88-159EXPM - ProMaster 159"EXT WB

11: Composite Floor (not shown) Solid surface flooring that protects the vehicle floor while eases the loading and unloading of large cargo.

89-PM136 - ProMaster 136" WB

89-PM159 - ProMaster 159" WB



6



Storage for small parts 7



8



9

REEL HOLDERS



1



2



3



4

1: CRH2 Cable Reel Holder features a durable frame, two steel shafts that holds up to a 15-1/2" diameter reel by 14" wide. Overall size: 19-1/8" W, 16" D, 44-7/8" H

2: KDRH2 Cable Reel Holder holds large spools up to 16" wide and 18" in diameter. Spools nest on conveyor rollers. Includes tie-down chains with neoprene covers. Overall size: 18" W, 46" H, 18" D

3: WRH5 Wire Reel Holder Five removable bars hold wire spools up to 6" in diameter. Reel Holder mounts to shelf ends or any vertical surface. Overall size: 12" W, 25" H, 4" D

4: End Panel Reel Holder Bar mounts between ADseries shelf end panels for easy access to spools of cable and wire.

KDRH1426 - fits 26" shelf

KDRH1432 - fits 32" shelf

KDRH1444 - fits 44" shelf

KDRH1450 - fits 50" shelf

WIRE WINDOW SCREENS

60-PM-MLXW ProMaster LWB curbside sliding door and rear door Window Screen Kit.

60-PM SWB ProMaster SWB curbside sliding door and rear door Window Screen Kit.

60-129 ProMaster Rear Door Screen (1)

60-130 ProMaster SWB Sliding Door Screen (1)

60-131 ProMaster LWB Sliding Door Screen (1)

60-PMCRD ProMaster City Rear Doors Screen (2)

60-PMCSID ProMaster City Sliding Side Doors Screen (2)





ROTATE HANDLE



PRIMARY DROP



**SECONDARY DROP &
UNLOAD LADDER**

LOADSITE LADDER RACKS LOAD AND UNLOAD LADDERS THE RIGHT WAY!

- Rollers and dampers create a smooth transition to the stowed and down positions.
- Designed to allow ladders to be loaded and unloaded the right way, from the back of the vehicle.
- Two handed operation is required to release the ladder for safer loading and unloading.
- Ladder clamps securely hold the ladder for transportation. Clamping of ladder is automatic.
- Plastisol clamps and plastic pads protect fiberglass ladders from resting on metal, protecting the ladder.
- The LoadSite Ladder Rack can carry 16' - 36' extension ladders.
- The all aluminum design maximizes payload.
- Order **PMLRSLKHR** Step Ladder Kit to carry shorter ladders.



LOADSITE FOR PROMASTER STANDARD ROOF

MODEL	DESCRIPTION
PMLRLS61CS	Single drop-down, 118"WB curbside
PMLRLS61SS	Single drop-down 118"WB streetside
PMLR-SWS63	Double drop-down, 118"WB
PMLRLL61CS	Single drop-down, 136"WB curbside
PMLRLL61SS	Single drop-down, 136"WB streetside
PMLR-LWS63	Double drop-down, 136"WB

LOADSITE FOR PROMASTER HIGH ROOF

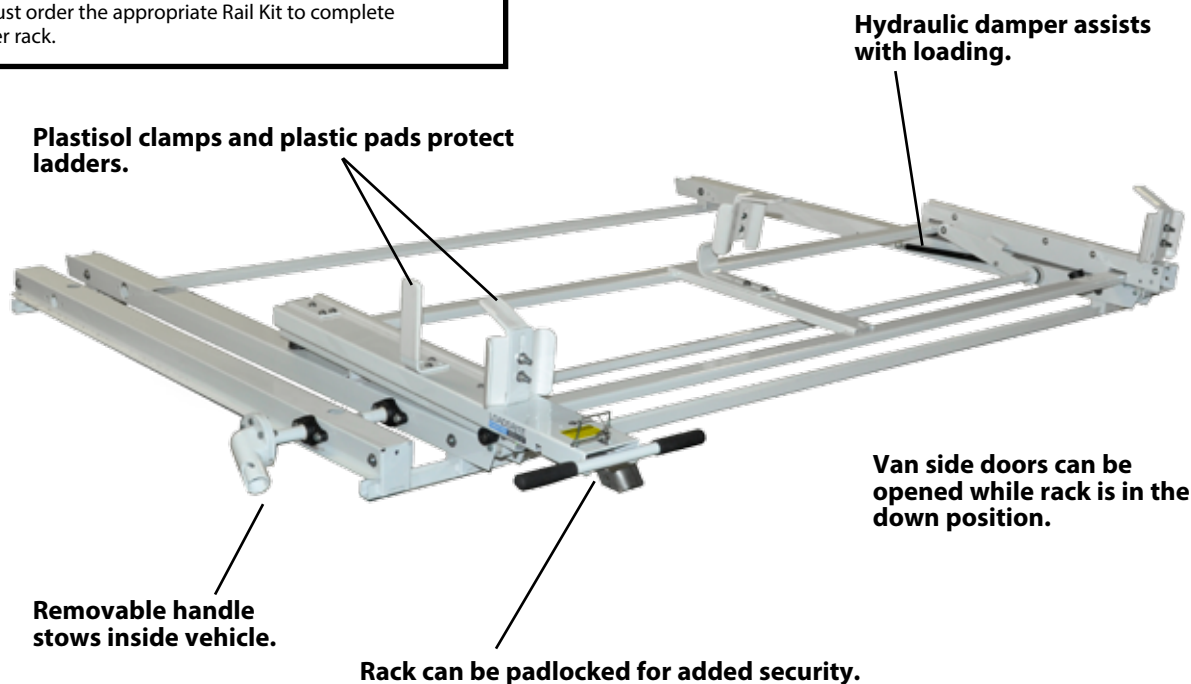
MODEL	DESCRIPTION
PMLR-H61CS	Single drop-down, 136" & 159"WB, curb
PMLR-H61SS	Single drop-down, 136" & 159"WB, street
PMLR-H63	Double drop-down, 136" & 159"WB

LOADSITE FOR PROMASTER RAIL KITS

MODEL	DESCRIPTION
PMLRRKSWB	118"WB Rail Kit
PMLRRKMWB	136"WB Rail Kit
PMLRRKLWB	159"WB Rail Kit
PMLRRKXLWB	159X"WB Rail Kit

NOTE: Must order the appropriate Rail Kit to complete the ladder rack.

136"WB, high roof ProMaster shown with **PMLR-H63** double drop-down Loads Rite ladder rack with a **PMLRSLKHR** Step Ladder Kit on the curbside.





INTERIOR LADDER RACKS

OUT OF THE WAY, BUT NEVER OUT OF REACH.

When you transport your ladders within the cargo area of your van, you reduce the wear and tear on the ladder, and on yourself with easy to access and operate ladder storage solutions.



ILR

INTERIOR LADDER RACK

- The Interior Ladder Rack does not take up, limit, or reduce vertical standing room in your van and it allows quick and easy access to your ladder from outside of your vehicle.
- Customers will appreciate your use of clean, well taken care of equipment rather than bringing the outside mess into their home.
- Perfect for carrying 4ft and 6ft step ladders. Works best in high roof vans and features plastic coated clamps to protect the ladder rungs during transit.

UTILITY RACK - PROMASTER STANDARD ROOF



- This all aluminum rack is designed to reduce corrosion by eliminating much of the welding.
- The uprights are fully plastisol to protect against wear and reduce ladder fatigue.
- Uprights feature many attachment points for securing cargo straps.
- Weather resistant cross bar is not cut to fit or perforated in any way improving longevity of the rack.
- The optional Rear Roller Bar eases loading and unloading of the rack.
- Available in our durable black or white powder coat paint.
- Optional center bars support shorter lengths and provide additional support.

MODEL	DESCRIPTION	COLOR
3BPM-B	3 Bar Utility Rack	Black
3BPM-W	3 Bar Utility Rack	White
2BPM-B	2 Bar Utility Rack	Black
2BPM-W	2 Bar Utility Rack	White
3BARRPM-B	3 Bar Utility Rack w/rear roller bar	Black
3BARRPM-W	3 Bar Utility Rack w/rear roller bar	White
2BARRPM-B	2 Bar Utility Rack w/rear roller bar	Black
2BARRPM-W	2 Bar Utility Rack w/rear roller bar	White
RRBPM-B	Rear Roller Bar	Black
RRBPM-W	Rear Roller Bar	White
1BARRPM-B	1 Crossbar	Black
1BARRPM-W	1 Crossbar	White
80-1	Aluminum Conduit Carrier 10' 6"	
80-2	Aluminum Conduit Carrier 12' 6"	

GRIP YOUR LADDERS SECURELY WITH ADRIAN'S LOCKING STYLE LADDER RACKS.

Adrian's Grip-Lock racks protect the sides and roof of your van during loading and unloading ladders. All Grip-Lock racks feature a lockable, gripping mechanism which firmly secures one or two ladders to the top of the van. Racks easily adjust for ladders of different sizes.



PROMASTER CITY GRIP-LOCK RACK FEATURES AND BENEFITS

- Heavy-Duty actuating arm firmly grips ladder rungs to prevent shifting of ladder on rack.
- Gripping mechanism is lockable.
- Composite extrusions on front and rear crossbows and uprights protect ladders.
- Rung grips easily adjust to accommodate different types of ladders.
- Features an all aluminum design with a natural aluminum finish.
- There are no straps to deal with, clamping of ladder is automatic.
- Accommodates up to a 24 ft. extension ladder.
- To carry a 6 ft. step ladder, order **1BPMCGL**.

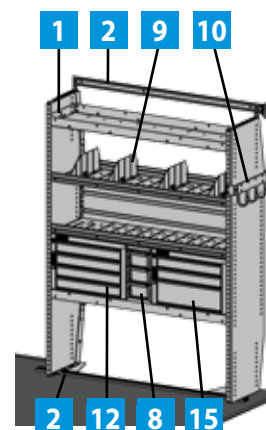
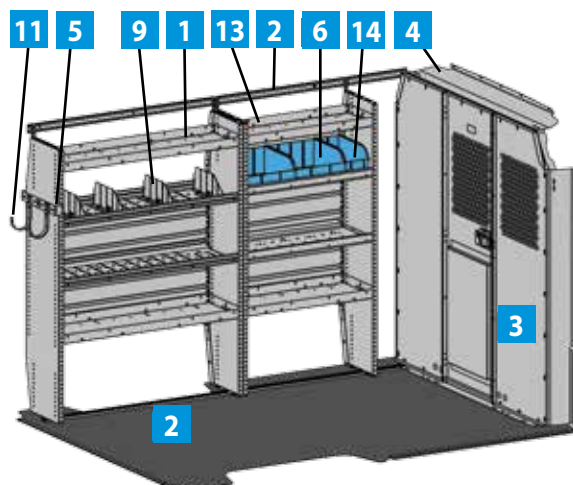
MODEL	DESCRIPTION
61-PMC	Single Grip Lock Rack, fits ProMaster City
63-PMC	Double Grip Lock Rack, fits ProMaster City
2BPMC	Aluminum Utility Rack, fits ProMaster City
61TCSSUR	Utility Rack add on kit, fits 61-PMC



ProMaster City with a 61-PMC Single Grip Lock Rack and a 61TCSSUR Utility Rack add on kit.

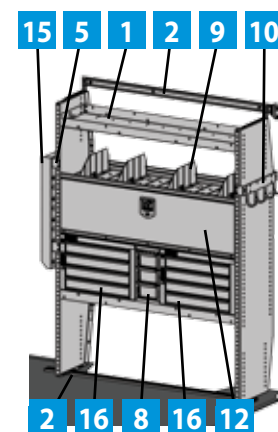
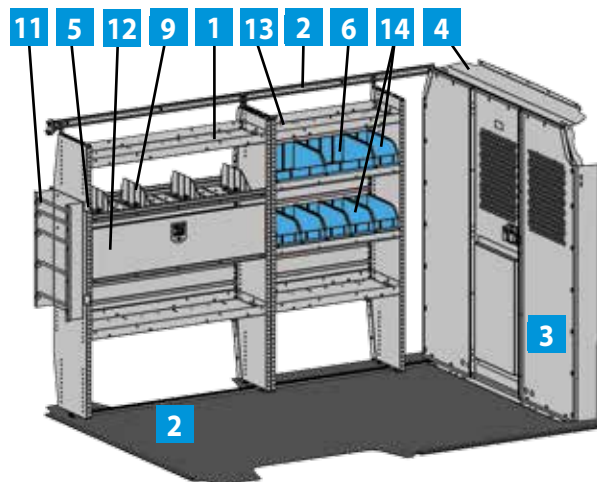
5462 GENERAL SERVICE PACKAGE RAM PROMASTER 118" WB

ITEM	MODEL	DESCRIPTION	QTY
1	HAD4459	Hybrid Shelf Unit 44"	2
2	RKPMSWB	Rail Kit 118" PM	1
3	S1M2HC2PM	Partition with door	1
4	WKC1PM	Partition Wing Kit	1
5	BRK14EPS	End Panel Bracket	1
6	SBIN120614	Snap In Bin 12"	2
7	SRAILAD32	Snap Rail for Blue Bins	1
8	DC6	6" Drawer Component	1
9	DV14C8	Divider Kit of 8	1
10	TA1WAD	3 Hook Bar	1
11	UH50	5" Hook	2
12	9	Four Drawer Shallow	1
13	HAD3259	Hybrid Shelf Unit 32"	1
14	SBIN060614	Snap In Bin 6"	1
15	919	Three Drawer Combo	1



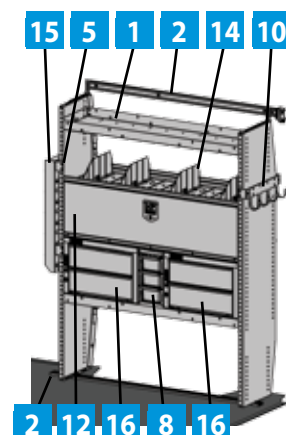
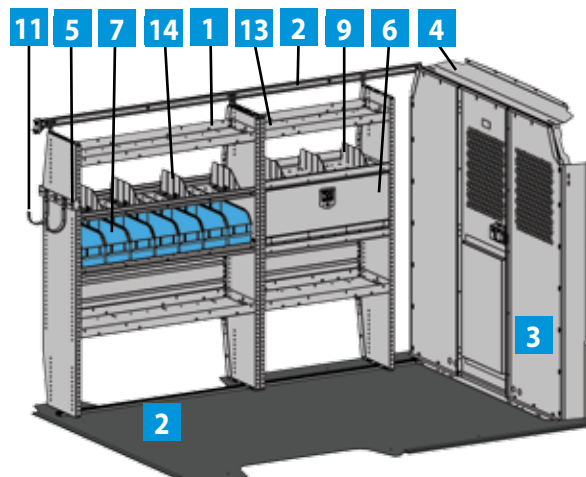
5463 ELECTRICAL CONTRACTOR PACKAGE RAM PROMASTER 118" WB

ITEM	MODEL	DESCRIPTION	QTY
1	HAD4459	Hybrid Shelf Unit 44"	2
2	RKPMSWB	Rail Kit 118" PM	1
3	S1M2HC2PM	Partition with door	1
4	WKC1PM	Partition Wing Kit	1
5	BRK14EPS	End Panel Bracket	4
6	SBIN120614	Snap In Bin 12"	2
7	SRAILAD32	Snap Rail for Blue Bins	2
8	DC6	6" Drawer Component	1
9	DV14C8	Divider Kit of 8	1
10	TA1WAD	3 Hook Bar	1
11	WRH5	Wire Reel Holder	1
12	DK4210	Door Kit	2
13	HAD3259	Hybrid Shelf Unit 32"	1
14	SBIN060614	Snap In Bin 6"	6
15	CB5	Literature Rack	1
16	9	Four Drawer Shallow	2



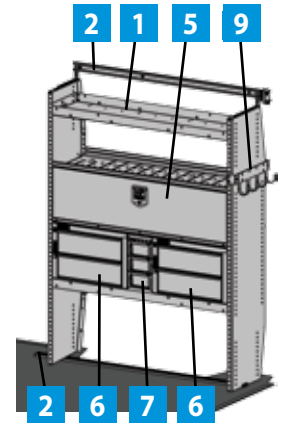
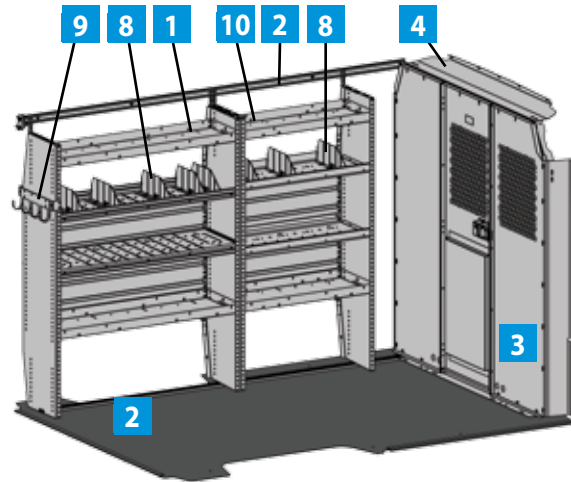
5464 SECURITY PACKAGE RAM PROMASTER 118" WB

ITEM	MODEL	DESCRIPTION	QTY
1	HAD4459	Hybrid Shelf Unit 44"	2
2	RKPMSWB	Rail Kit 118" PM	1
3	S1M2HC2PM	Partition with door	1
4	WKC1PM	Partition Wing Kit	1
5	BRK14EPS	End Panel Bracket	3
6	DK3010	Door Kit 10"	1
7	BR76012	Snap-In Bin System	1
8	DC6	6" Drawer Component	1
9	DV14C1	Divider, Single	4
10	TA1WAD	3 Hook Bar	1
11	UH50	5" Hook	2
12	DK4210	Door Kit	1
13	HAD3259	Hybrid Shelf Unit 32"	1
14	DV14C8	Divider Kit of 8	1
15	CB5	Literature Rack	1
16	19	Two Drawer Medium	2



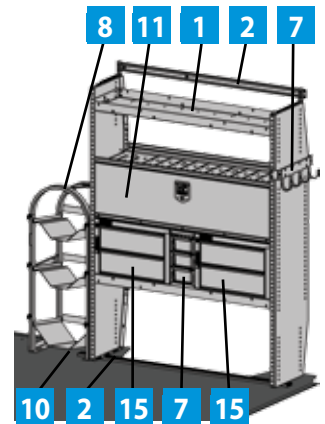
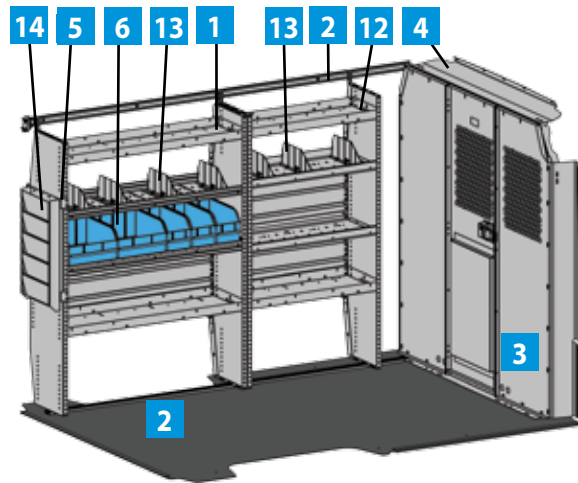
5465 CABLE PACKAGE RAM PROMASTER 118" WB

ITEM	MODEL	DESCRIPTION	QTY
1	HAD4459	Hybrid Shelf Unit 44"	2
2	RKPMSWB	Rail Kit 118" PM	1
3	S1M2HC2PM	Partition with door	1
4	WKC1PM	Partition Wing Kit	1
5	DK4210	Door Kit	1
6	19	Two Drawer Medium	2
7	DC6	6" Drawer Component	1
8	DV14C8	Divider Kit of 8	1
9	TA1WAD	3 Hook Bar	2
10	HAD3259	Hybrid Shelf Unit 32"	1




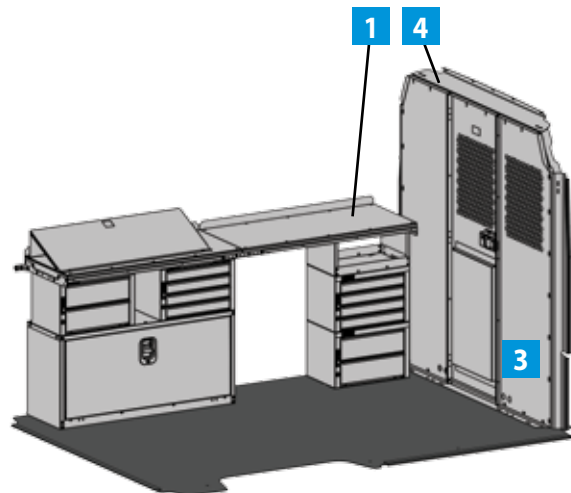
5466 HVAC PACKAGE RAM PROMASTER 118" WB

ITEM	MODEL	DESCRIPTION	QTY
1	HAD4459	Hybrid Shelf Unit 44"	2
2	RKPMSWB	Rail Kit 118" PM	1
3	S1M2HC2PM	Partition with door	1
4	WKC1PM	Partition Wing Kit	1
5	BRK14EPS	End Panel Bracket	2
6	BR36212	Snap-In Bin System	1
7	DC6	6" Drawer Component	1
8	WTR230150	Tank Rack	1
9	TA1WAD	3 Hook Bar	1
10	RKAWTR	Rail Kit Adapter	1
11	DK4210	Door Kit	1
12	HAD3259	Hybrid Shelf Unit 32"	1
13	DV14C8	Divider Kit of 8	1
14	CB5	Literature Rack	1
15	19	Two Drawer Medium	2



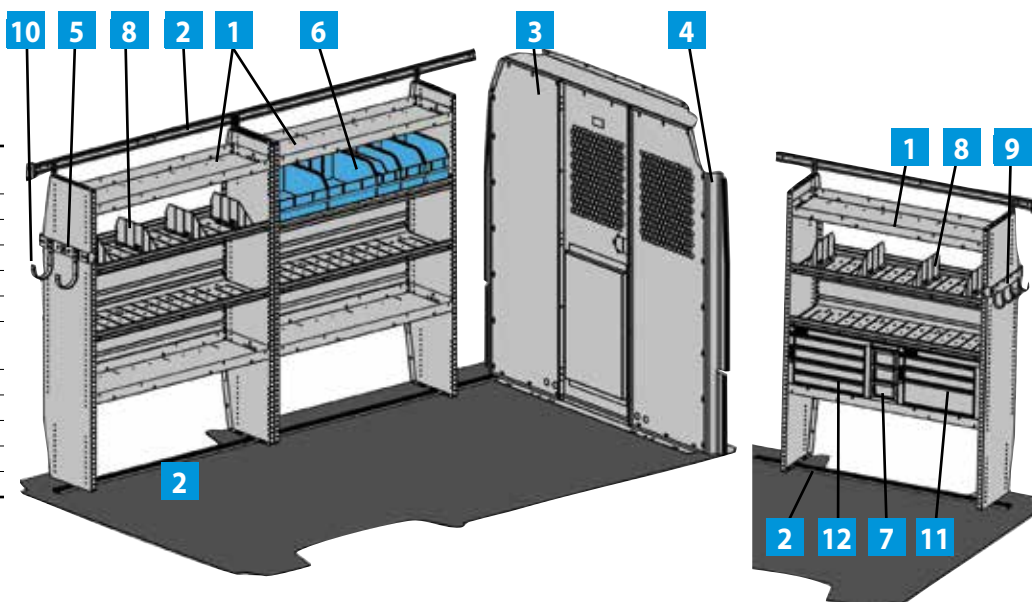
5467 LOCKSMITH PACKAGE RAM PROMASTER 118" WB

ITEM	MODEL	DESCRIPTION	QTY
1	MD608PM	Workbench Module	1
2	MD506PM	Drawer Module	1
3	S1M2HC2PM	Partition w/ door	1
4	WKC1PM	Partition Wing Kit	1



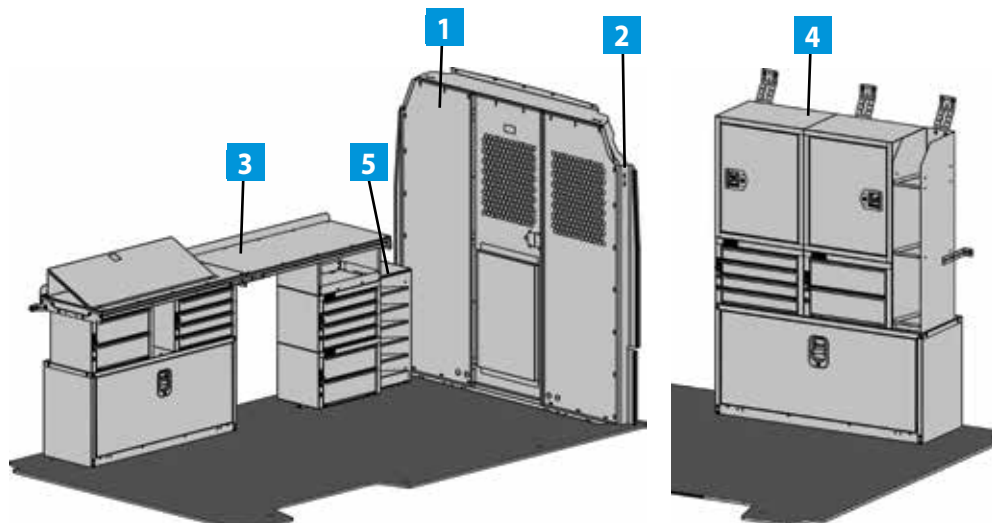
5180 GENERAL SERVICE PACKAGE RAM PROMASTER 136" WB

ITEM	MODEL	DESCRIPTION	QTY
1	HAD4459	ADseries Shelf Unit 44"	3
2	RKPMWMB	Rail Kit 136" PM	1
3	S1M2HC2PM	Partition with door	1
4	WKC1PM	Partition Wing Kit	1
5	BRK14EPS	End Panel Bracket	1
6	BR36212	Blue Bin System	1
7	DC6	6" Drawer Component	1
8	DV14C8	Divider Kit of 8	1
9	TA1WAD	3 Hook Bar	1
10	UH50	5" Hook	2
11	919	3 Drawer Combo	1
12	9	4 Drawer Shallow	1



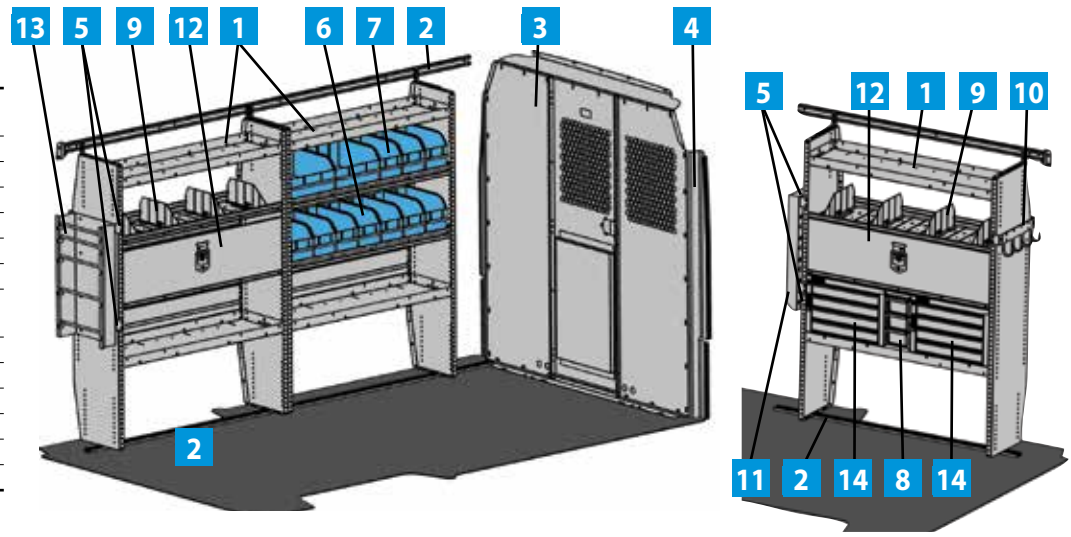
5274 LOCKSMITH PACKAGE RAM PROMASTER 136" WB AND RAM PROMASTER 159" WB

ITEM	MODEL	DESCRIPTION	QTY
1	S1M2HC2PM	Partition with door	1
2	WKC1PM	Partition Wing Kit	1
3	MD608PM	84" Workbench Module	1
4	MD506PM	Drawer Module	1
5	17A	Six Shelf Catalog File	1



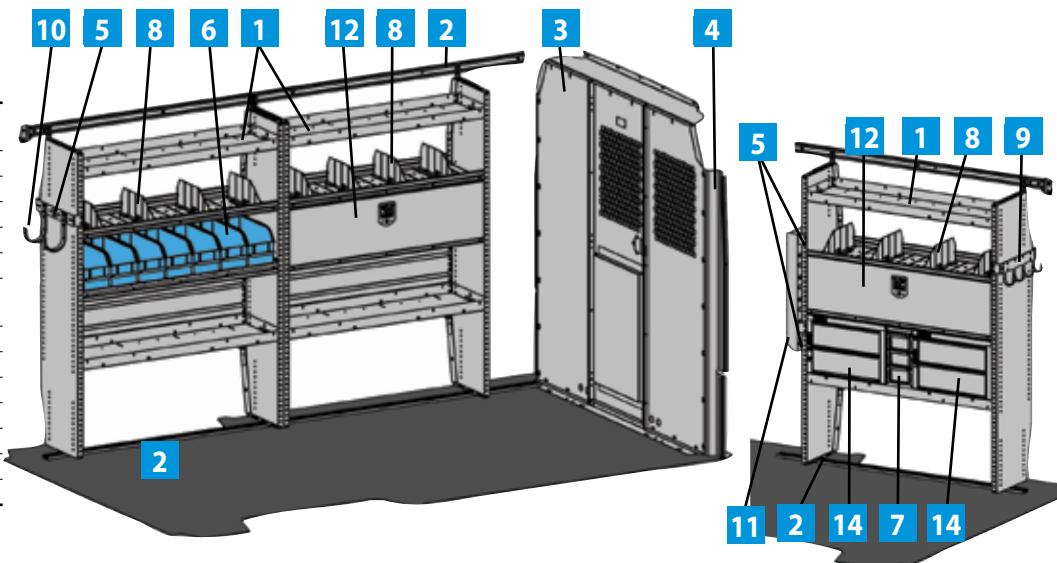
5181 ELECTRICAL CONTRACTOR PACKAGE RAM PROMASTER 136" WB

ITEM	MODEL	DESCRIPTION	QTY
1	HAD4459	ADseries Shelf Unit 44"	3
2	RKPMMWB	Rail Kit 136" PM	1
3	S1M2HC2PM	Partition with door	1
4	WKC1PM	Partition Wing Kit	1
5	BRK14EPS	End Panel Bracket	4
6	BR76012	Blue Bin System	1
7	BR36212	Blue Bin System	1
8	DC6	6" Drawer Component	1
9	DV14C8	Divider Kit of 8	1
10	TA1WAD	3 Hook Bar	1
11	CB5	Literature Rack	1
12	DK4210	Door Kit	2
13	WRH5	Wire Reel Holder	1
14	9	4 Drawer Shallow	2



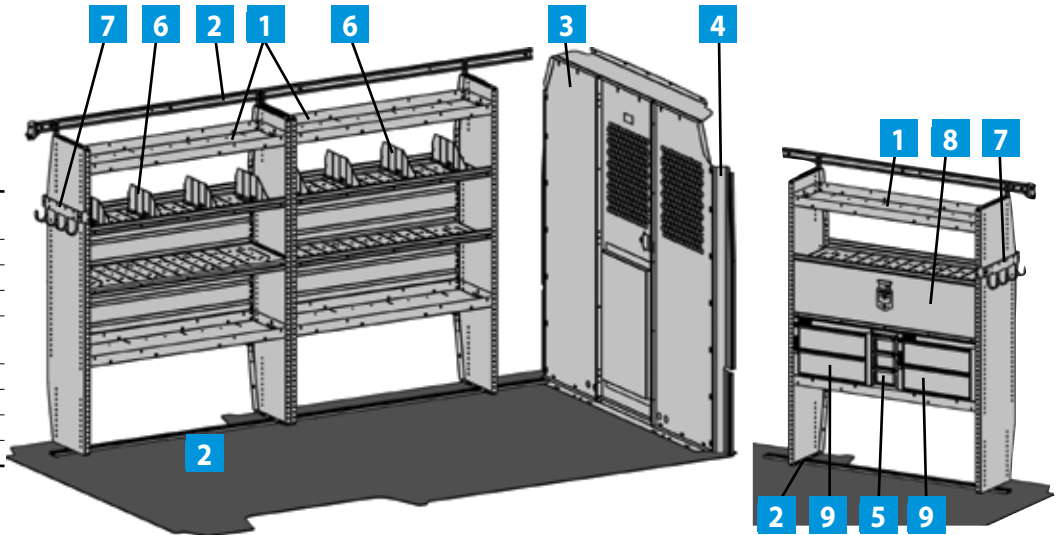
5182 SECURITY PACKAGE RAM PROMASTER 136" WB

ITEM	MODEL	DESCRIPTION	QTY
1	HAD4459	ADseries Shelf Unit 44"	3
2	RKPMWMB	Rail Kit 136" PM	1
3	S1M2HC2PM	Partition with door	1
4	WKC1PM	Partition Wing Kit	1
5	BRK14EPS	End Panel Bracket	3
6	BR76012	Blue Bin System	1
7	DC6	6" Drawer Component	1
8	DV14C8	Divider Kit of 8	1
9	TA1WAD	3 Hook Bar	1
10	UH50	5" Hook	2
11	CB5	Literature Rack	1
12	DK4210	Door Kit	2
13	DV14C1	Shelf Divider	4
14	19	2 Drawer Medium	2



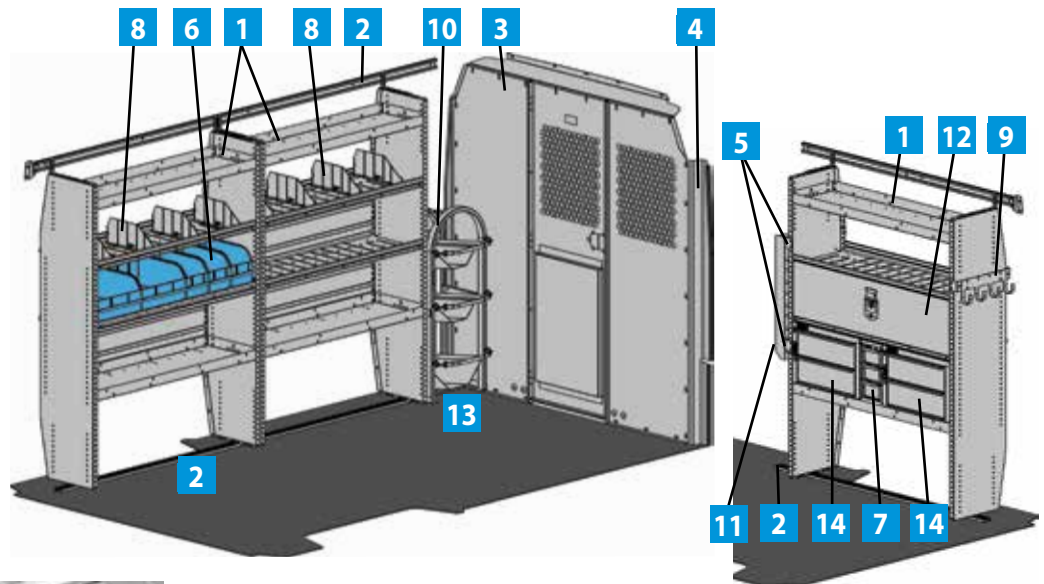
5183 CABLE PACKAGE RAM PROMASTER 136" WB

ITEM	MODEL	DESCRIPTION	QTY
1	HAD4459	ADseries Shelf Unit 44"	3
2	RKPMWMB	Rail Kit 136" PM	1
3	S1M2HC2PM	Partition with door	1
4	WKC1PM	Partition Wing Kit	1
5	DC6	6" Drawer Component	1
6	DV14C8	Divider Kit of 8	1
7	TA1WAD	3 Hook Bar	2
8	DK4210	Door Kit	1
9	19	2 Drawer Medium	2



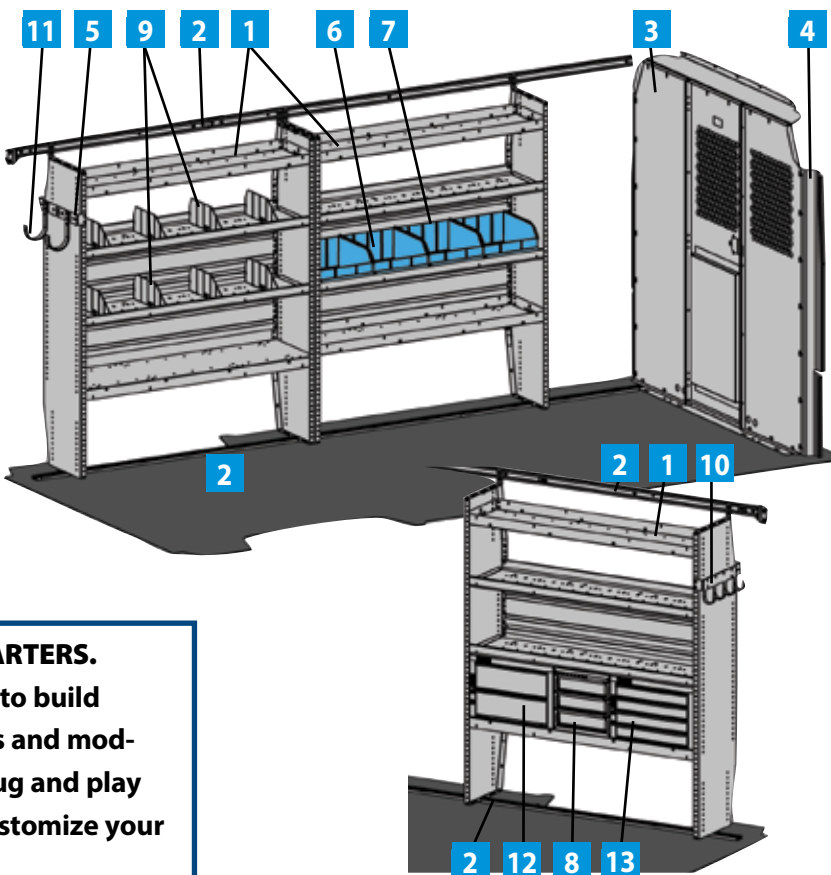
5184 HVAC PACKAGE RAM PROMASTER 136" WB

ITEM	MODEL	DESCRIPTION	QTY
1	HAD4459	ADseries Shelf Unit 44"	3
2	RKPMWMB	Rail Kit 136" PM	1
3	S1M2HC2PM	Partition with door	1
4	WKC1PM	Partition Wing Kit	1
5	BRK14EPS	End Panel Bracket	2
6	BR36212	Blue Bin System	1
7	DC6	6" Drawer Component	1
8	DV14C8	Divider Kit of 8	1
9	TA1WAD	3 Hook Bar	1
10	WTR230150	Welded Tank Rack	1
11	CB5	Literature Rack	1
12	DK4210	Door Kit	1
13	RKAWTR	Tank Rack Adapter	1
14	19	2 Drawer Medium	2



5185 GENERAL SERVICE PACKAGE RAM PROMASTER 159" WB

ITEM	MODEL	DESCRIPTION	QTY
1	HAD5059	ADseries Shelf Unit 50"	3
2	RKPMLWB	Rail Kit 159" PM	1
3	S1M2HC2PM	Partition with door	1
4	WKC1PM	Partition Wing Kit	1
5	BRK14EPS	End Panel Bracket	1
6	SBIN120614	Blue Bin 12"	4
7	SRAILAD50	Snap Rail for Blue Bins	1
8	DC12	12" Drawer Component	1
9	DV14C8	Divider Kit of 8	1
10	TA1WAD	3 Hook Bar	1
11	UH50	5" Hook	2
12	19	2 Drawer Medium	1
13	9	4 Drawer Shallow	1

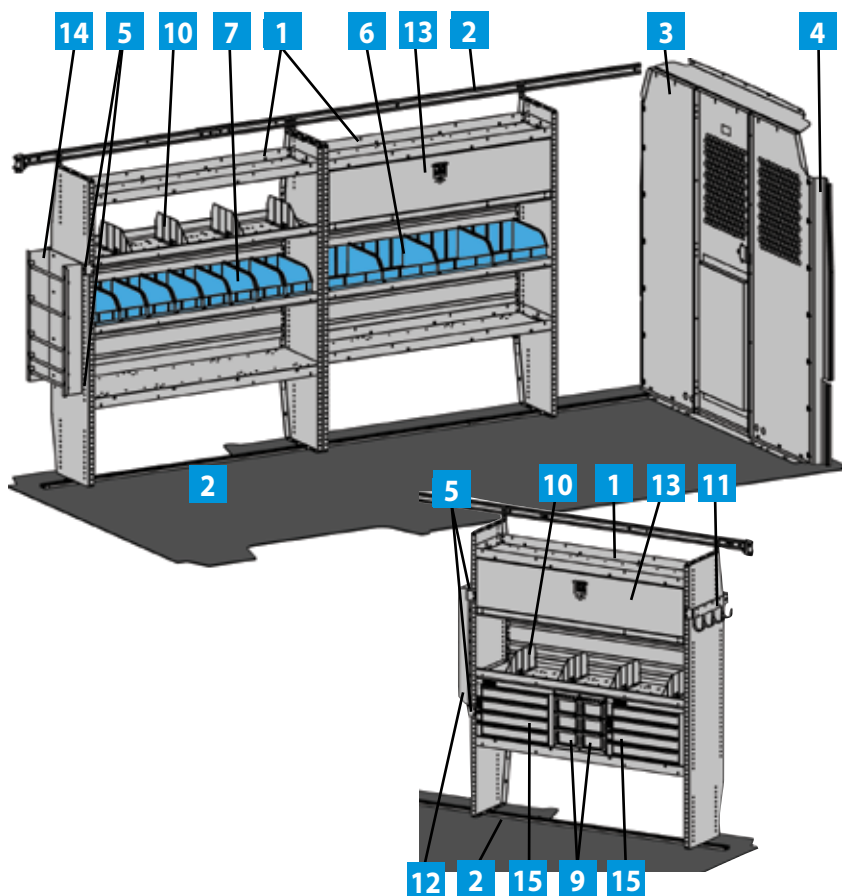


TRADE PACKAGES ARE THOUGHT STARTERS.

Use these packages as a starting point to build your own interior using the accessories and modules shown in this catalog. With our plug and play shelves and accessories, it is easy to customize your storage options.

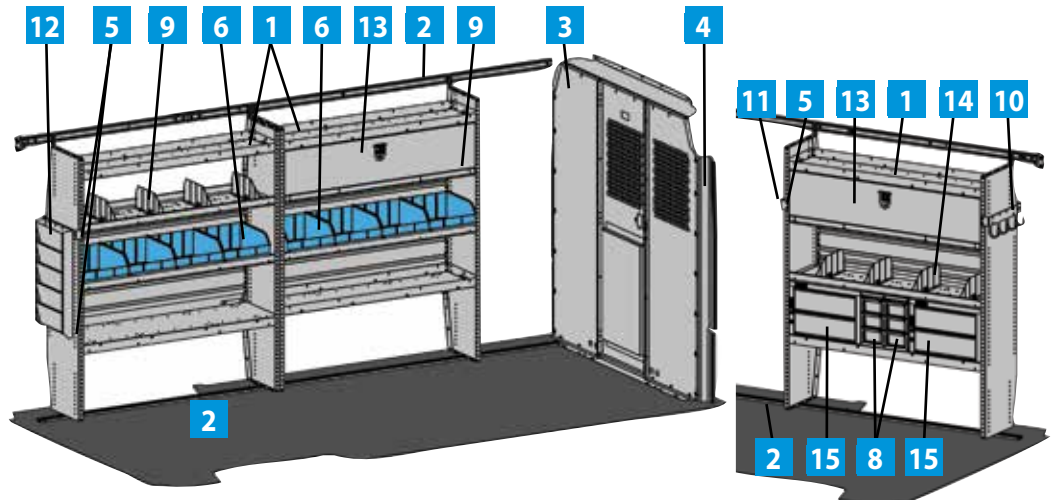
5186 ELECTRICAL CONTRACTOR PACKAGE RAM PROMASTER 159" WB

ITEM	MODEL	DESCRIPTION	QTY
1	HAD5059	ADseries Shelf Unit 50"	3
2	RKPMLWB	Rail Kit 159" PM	1
3	S1M2HC2PM	Partition with door	1
4	WKC1PM	Partition Wing Kit	1
5	BRK14EPS	End Panel Bracket	4
6	SBIN120614	Blue Bin 12"	4
7	SBIN060614	Blue Bin 6"	8
8	SRAILAD50	Snap Rail for Blue Bins	2
9	DC6	6" Drawer Component	2
10	DV14C8	Divider Kit of 8	1
11	TA1WAD	3 Hook Bar	1
12	CB5	Literature Rack	1
13	DK4810	Door Kit	2
14	WRH5	Wire Reel Holder	1
15	9	4 Drawer Shallow	2



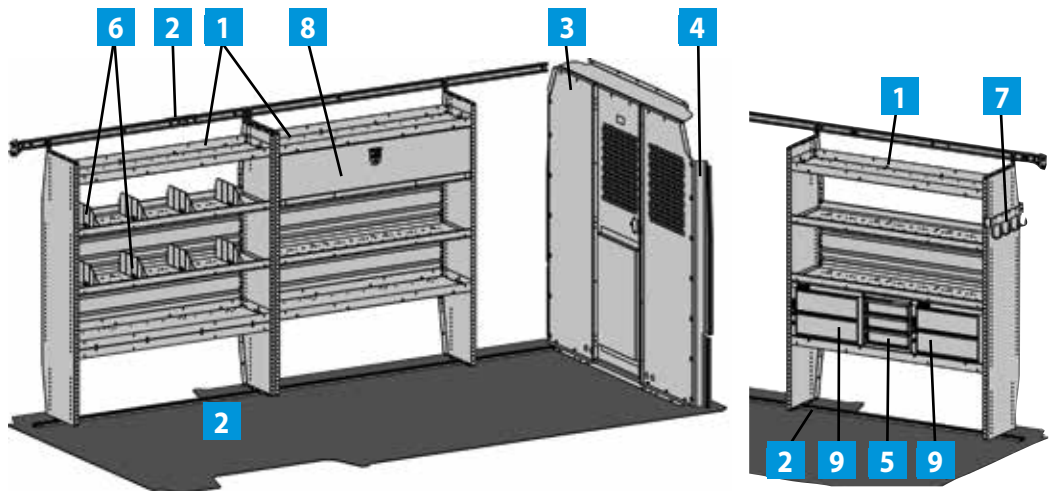
5187 SECURITY PACKAGE RAM PROMASTER 159" WB

ITEM	MODEL	DESCRIPTION	QTY
1	HAD5059	ADseries Shelf Unit 50"	3
2	RKPLMLWB	Rail Kit 159" PM	1
3	S1M2HC2PM	Partition with door	1
4	WKC1PM	Partition Wing Kit	1
5	BRK14EPS	End Panel Bracket	3
6	SBIN120614	Blue Bin 12"	8
7	SRAILAD50	Snap Rail for Blue Bins	2
8	DC6	6" Drawer Component	2
9	DV14C8	Divider Kit of 8	1
10	TA1WAD	3 Hook Bar	1
11	UH50	5" Hook	2
12	CB5	Literature Rack	1
13	DK4810	Door Kit	2
14	DV14C1	Shelf Divider	4
15	19	2 Drawer Medium	2



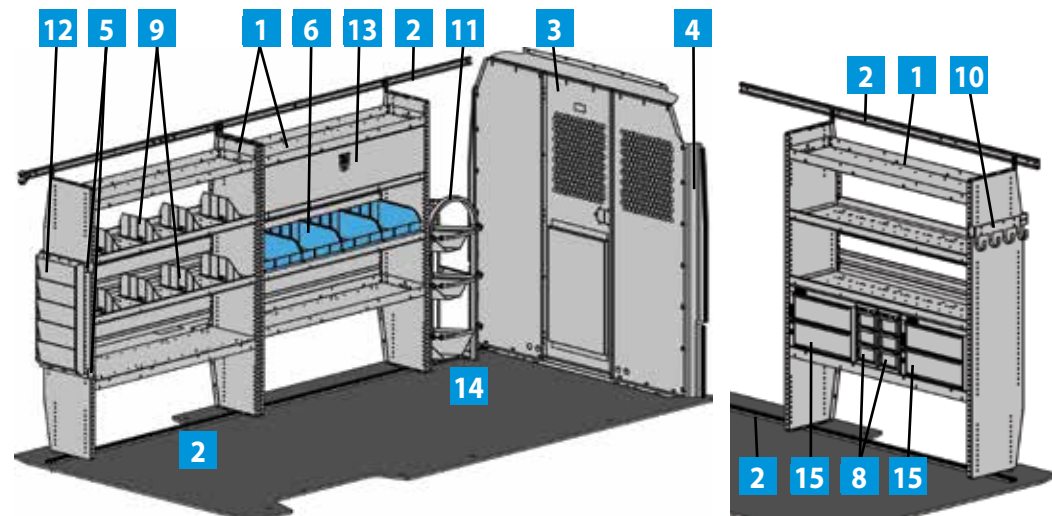
5188 CABLE PACKAGE RAM PROMASTER 159" WB

ITEM	MODEL	DESCRIPTION	QTY
1	HAD5059	ADseries Shelf Unit 50"	3
2	RKPLMLWB	Rail Kit 159" PM	1
3	S1M2HC2PM	Partition with door	1
4	WKC1PM	Partition Wing Kit	1
5	DC12	12" Drawer Component	1
6	DV14C8	Divider Kit of 8	1
7	TA1WAD	3 Hook Bar	1
8	DK4810	Door Kit	1
9	19	2 Drawer Medium	2



5189 HVAC PACKAGE RAM PROMASTER 159" WB

ITEM	MODEL	DESCRIPTION	QTY
1	HAD5059	ADseries Shelf Unit 50"	3
2	RKPLMLWB	Rail Kit 159" PM	1
3	S1M2HC2PM	Partition w/ door	1
4	WKC1PM	Partition Wing Kit	1
5	BRK14EPS	End Panel Bracket	2
6	SBIN120614	Blue Bin 12"	4
7	SRAILAD50	Snap Rail for Blue Bins	1
8	DC6	6" Drawer Component	2
9	DV14C1	Shelf Divider	8
10	TA1WAD	3 Hook Bar	1
11	WTR230150	Welded Tank Rack	1
12	CB5	Literature Rack	1
13	DK4810	Door Kit	1
14	RKAWTR	Tank Rack Adapter	1
15	19	2 Drawer Medium	2



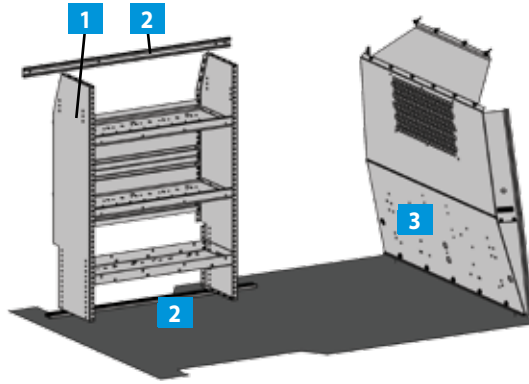
4959PMC

BASE AD SERIES PACKAGE

One 32" ADseries Shelf and Steel Partition

ProMaster City

ITEM	MODEL	DESCRIPTION	QTY
1	AD32PMC	ADseries Shelf 14"x32"	1
2	RKPMC	Rail Kit	1
3	P2PMCS15	Steel Partition	1



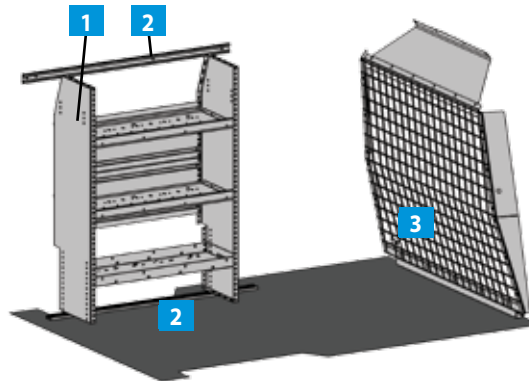
4960PMC

BASE AD SERIES PACKAGE

One 32" ADseries Shelf and Wire Partition

ProMaster City

ITEM	MODEL	DESCRIPTION	QTY
1	AD32PMC	ADseries Shelf 14"x32"	1
2	RKPMC	Rail Kit	1
3	P2PMCFW15	Wire Partition	1



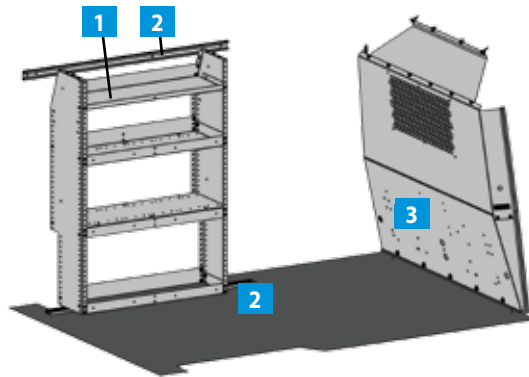
4961PMC

BASE HD PACKAGE

One HD Series Shelf and Steel Partition

ProMaster City

ITEM	MODEL	DESCRIPTION	QTY
1	HD32TC	HD Shelf 12"x32"	1
2	RKPMC	Rail Kit	1
3	P2PMCS15	Steel Partition	1



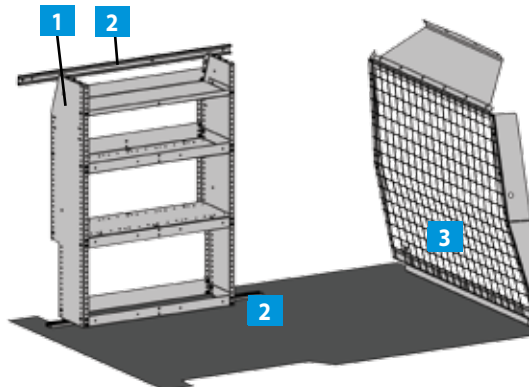
4962PMC

BASE HD PACKAGE

One HD Series Shelf and Wire Partition

ProMaster City

ITEM	MODEL	DESCRIPTION	QTY
1	HD32TC	HD Shelf 12"x32"	1
2	RKPMC	Rail Kit	1
3	P2PMCFW15	Wire Partition	1

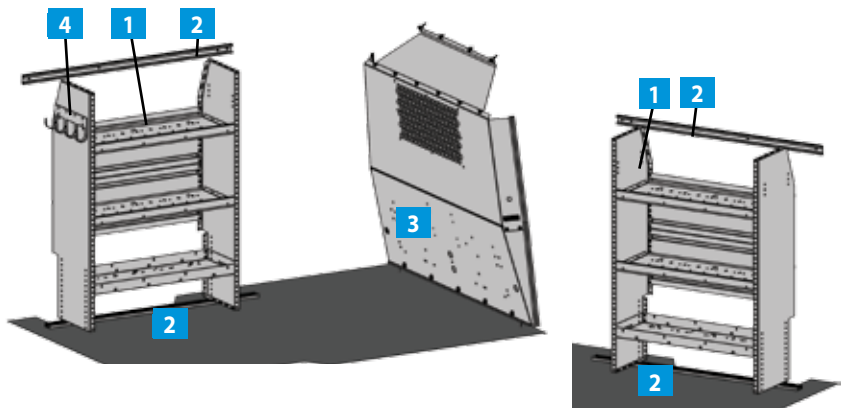


4964PMC DUAL AD SHELVING PACKAGE

Two 32" ADseries Shelves

ProMaster City

ITEM	MODEL	DESCRIPTION	QTY
1	AD32PMC	ADseries Shelf 32"	2
2	RKPMC	Rail Kit	2
3	P2PMCS15	Steel Partition	1
4	TA1	Hook Bar	1

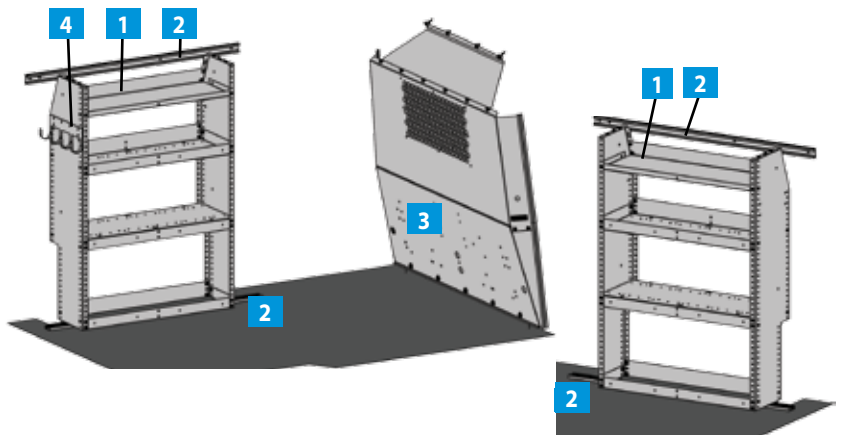


4965PMC DUAL HD SHELVING PACKAGE

Two 32" HD Series Shelves

ProMaster City

ITEM	MODEL	DESCRIPTION	QTY
1	HD32TC	HD Series Shelf 32"	2
2	RKPMC	Rail Kit	2
3	P2PMCS15	Steel Partition	1
4	TA1	Hook Bar	1

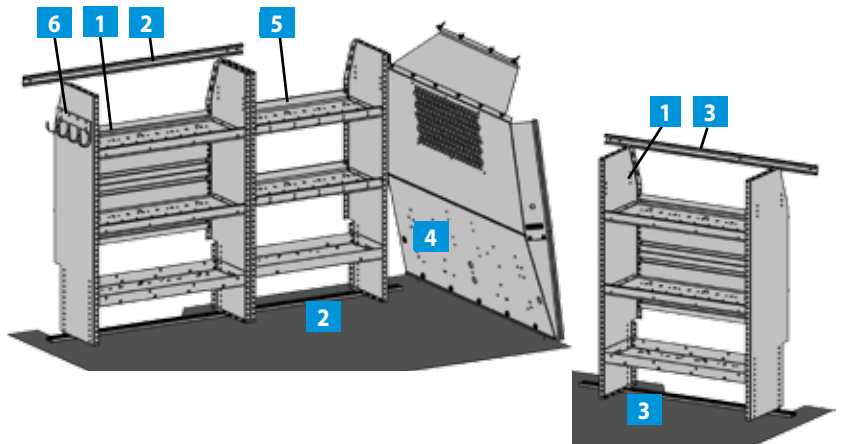


4966PMC TRIPLE AD SHELVING PACKAGE

Two 32" & one 28" ADseries Shelves

ProMaster City

ITEM	MODEL	DESCRIPTION	QTY
1	AD32PMC	ADseries Shelf 32"	2
2	RK72PMC	Rail Kit double streetside	1
3	RKPMC	Rail Kit curbside	1
4	P2PMCS15	Steel Partition	1
5	AD28PMC	ADseries shelf 28"	1
6	TA1	Hook Bar	1

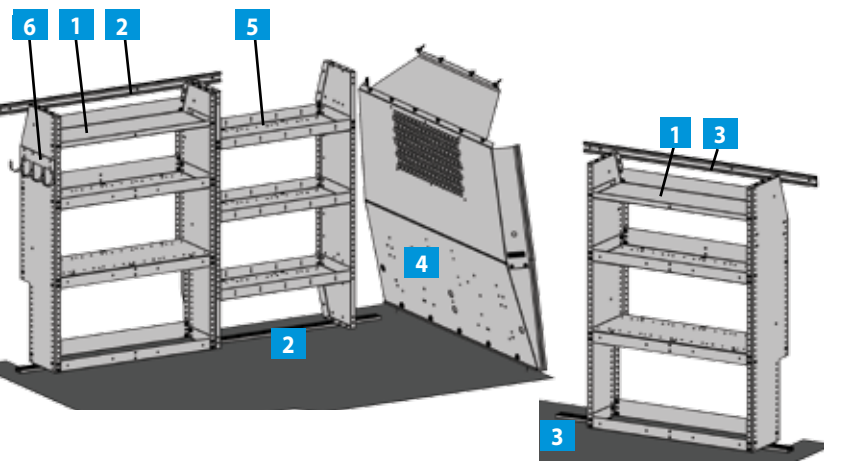


4967PMC TRIPLE HD SHELVING PACKAGE

Two 32" & one 28" HD Series Shelves

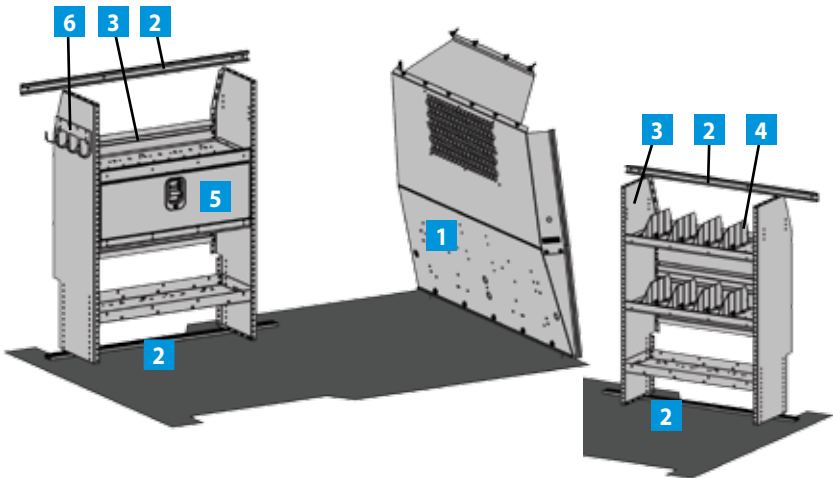
ProMaster City

ITEM	MODEL	DESCRIPTION	QTY
1	HD32TC	HD Series Shelf 32"	2
2	RK72PMC	Rail Kit double streetside	1
3	RKPMC	Rail Kit curbside	1
4	P2PMCS15	Steel Partition	1
5	HD-28NV2	HD Series shelf 28"	1
6	TA1	Hook Bar	1



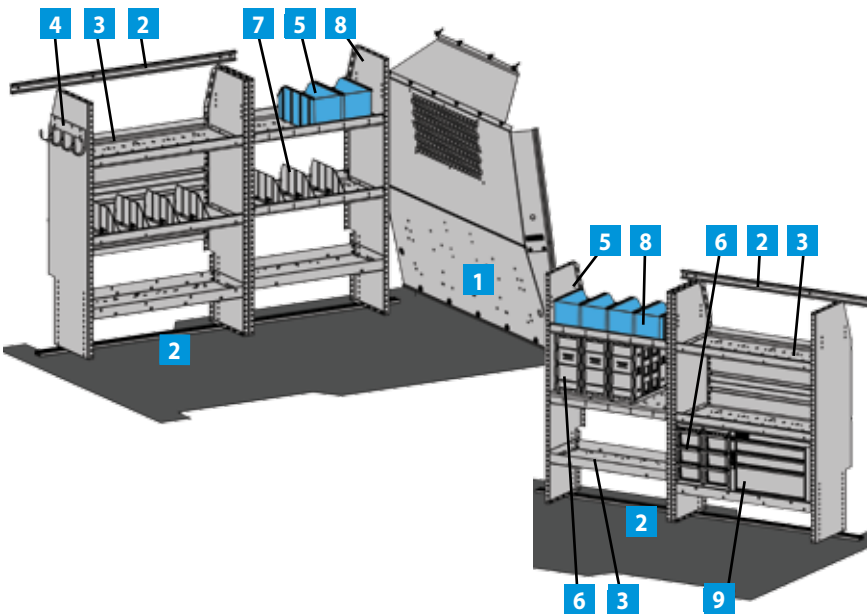
5098PMC
COMMERCIAL SHELVING PACKAGE
14" ADSERIES SHELVING
ProMaster City

ITEM	MODEL	DESCRIPTION	QTY
1	P2PMCS15	Steel Partition	1
2	RKPMC	Rail Kit	2
3	AD32PMC	ADseries Shelf 32"	2
4	DV14C8	Divider kit of 8	1
5	DK32TC	Door Kit	1
6	TA1	Four Hook Bar	1



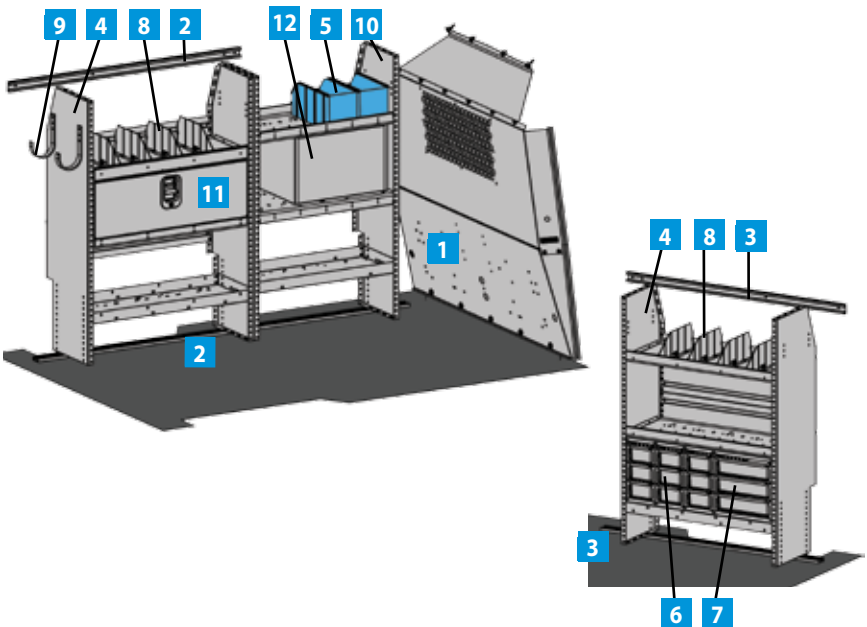
5100PMC
GENERAL SERVICE PACKAGE
14" ADSERIES SHELVING
ProMaster City

ITEM	MODEL	DESCRIPTION	QTY
1	P2PMCS15	Steel Partition	1
2	RK72PMC	Rail Kit double	2
3	AD32PMC	ADseries Shelf 32"	2
4	TA1	Four Hook Bar	1
5	SBIN060614	6" Snap-in Bin	6
6	DC6	6" Drawer Component	5
7	DV14C8	Divider kit of 8	1
8	AD28PMC	ADseries Shelf 28"	2
9	919	3 Drawer Combo	1



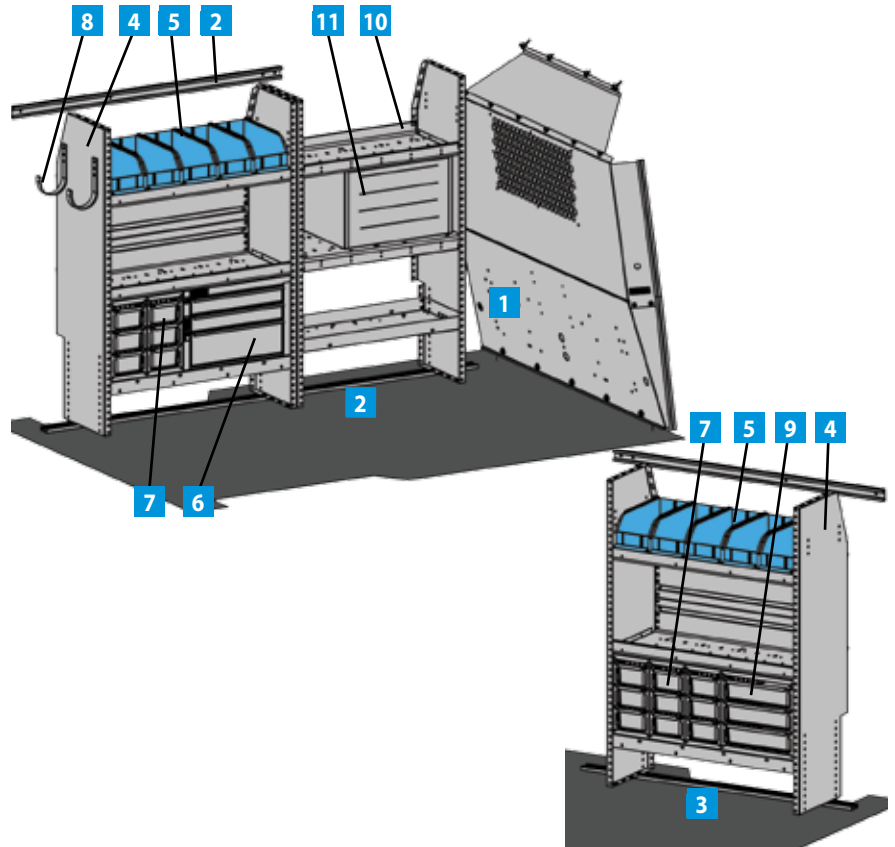
5097PMC
TELECOMMUNICATIONS PACKAGE
14" ADSERIES SHELVING
ProMaster City

ITEM	MODEL	DESCRIPTION	QTY
1	P2PMCS15	Steel Partition	1
2	RK72PMC	Rail Kit- double streetside	1
3	RKPMC	Rail Kit- curbside	1
4	AD32PMC	ADseries Shelf 32"	2
5	SBIN060614	6" Snap-in Bin	2
6	DC6	6" Drawer Component	3
7	DC12	12" Drawer Component	1
8	DV14C8	Divider kit of 8	1
9	UH50	5" Hook	2
10	AD28PMC	ADseries Shelf 28"	1
11	DK32TC	Door Kit	1
12	19	2 Drawer Medium	1



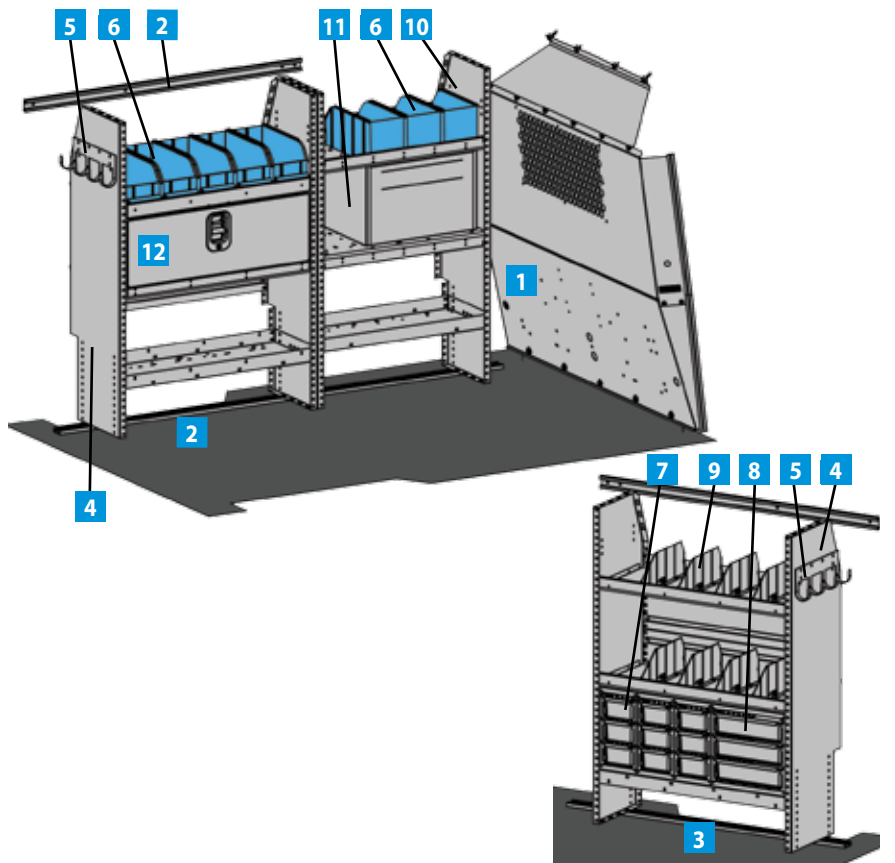
5096PMC PLUMBING PACKAGE 14" ADseries SHELVEING ProMaster City

ITEM	MODEL	DESCRIPTION	QTY
1	P2PMCS15	Steel Partition	1
2	RK72PMC	Rail Kit-double streetside	1
3	RKPMC	Rail Kit	1
4	AD32PMC	ADseries Shelf 32"	2
5	SBIN060614	6" Snap-in Bin	10
6	919	Drawer Unit	1
7	DC6	6" Drawer Component	5
8	UH50	5" Hook	2
9	DC12	12" Drawer Component	1
10	AD28PMC	ADseries Shelf 28"	1
11	9	4 Drawer Shallow	1
12	SRAILAD32	Bin Retention Rail 32"	2
13	BAGSRAIL	Fastener Bag	1



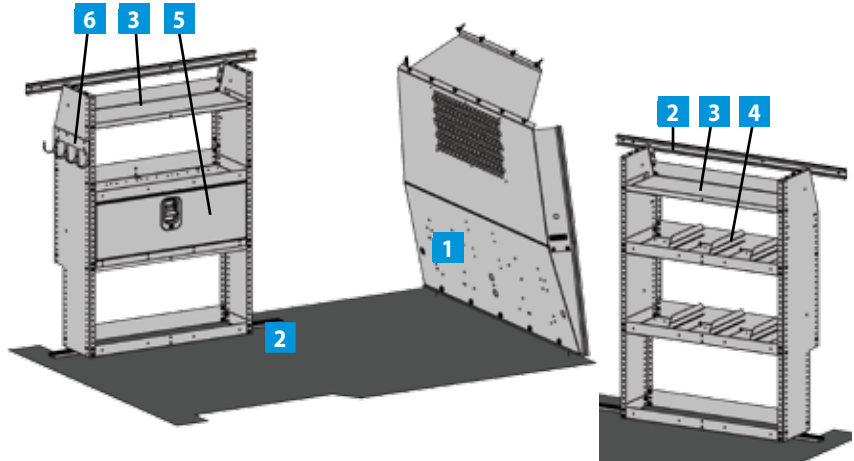
5099PMC ELECTRICAL PACKAGE 14" ADseries SHELVEING ProMaster City

ITEM	MODEL	DESCRIPTION	QTY
1	P2PMCS15	Steel Partition	1
2	RK72PMC	Rail Kit- double streetside	1
3	RKPMC	Rail Kit-curbside	1
4	AD32PMC	ADseries Shelf 32"	2
5	TA1	Four Hook Bar	2
6	SBIN060614	6" Snap-in Bin	8
7	DC6	6" Drawer Component	3
8	DC12	12" Drawer Component	1
9	DV14C8	Divider kit of 8	1
10	AD28PMC	ADseries Shelf 28"	1
11	919	3 Drawer Combo	1
12	DK32TC	Door Kit	1
13	SRAILAD32	Bin Retention Rail 32"	1
14	BAGSRAIL	Fastener Bag	1



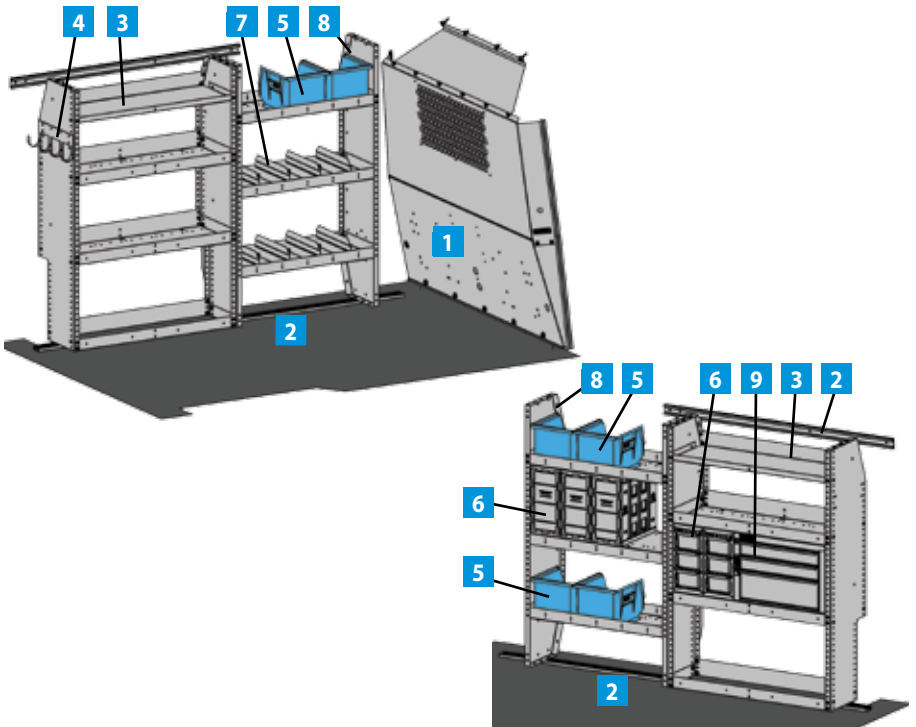
5082PMC COMMERCIAL SHELVING PACKAGE 12" HD SERIES SHELVING ProMaster City

ITEM	MODEL	DESCRIPTION	QTY
1	P2PMCS15	Steel Partition	1
2	RKPMC	Rail Kit	2
3	HD32TC	HD Shelf 12"x32"	2
4	DV12	Dividers	6
5	DK32TC	Door Kit	1
6	TA1	Four Hook Bar	1



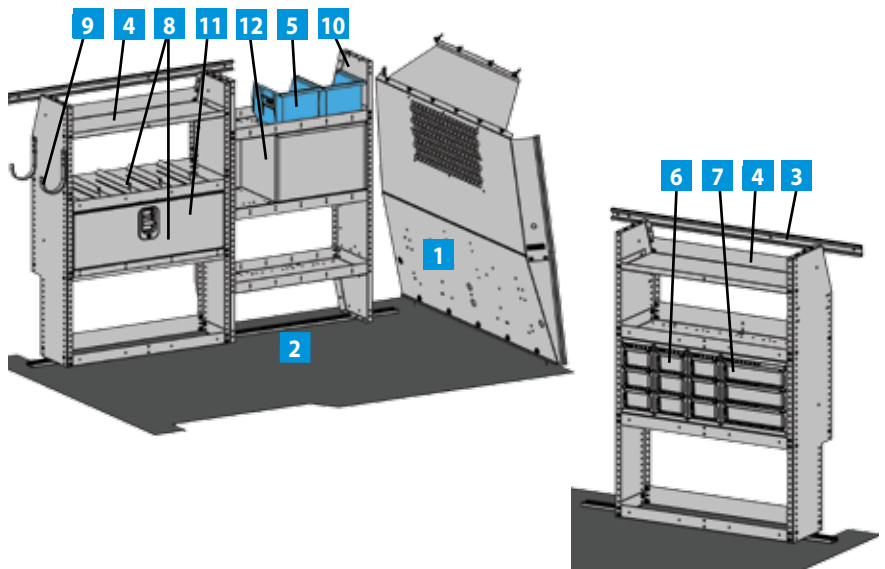
5084PMC GENERAL SERVICE PACKAGE 12" HD SERIES SHELVING ProMaster City

ITEM	MODEL	DESCRIPTION	QTY
1	P2PMCS15	Steel Partition	1
2	RK72PMC	Rail Kit- double	2
3	HD32TC	HD Shelf 12"x32"	2
4	TA1	Four Hook Bar	1
5	28	Blue Bin	6
6	DC6	6" Drawer Component	5
7	DV12	Dividers	8
8	HD-28NV2	HD Shelf 12"x28"	2
9	919	3 Drawer Combo	1



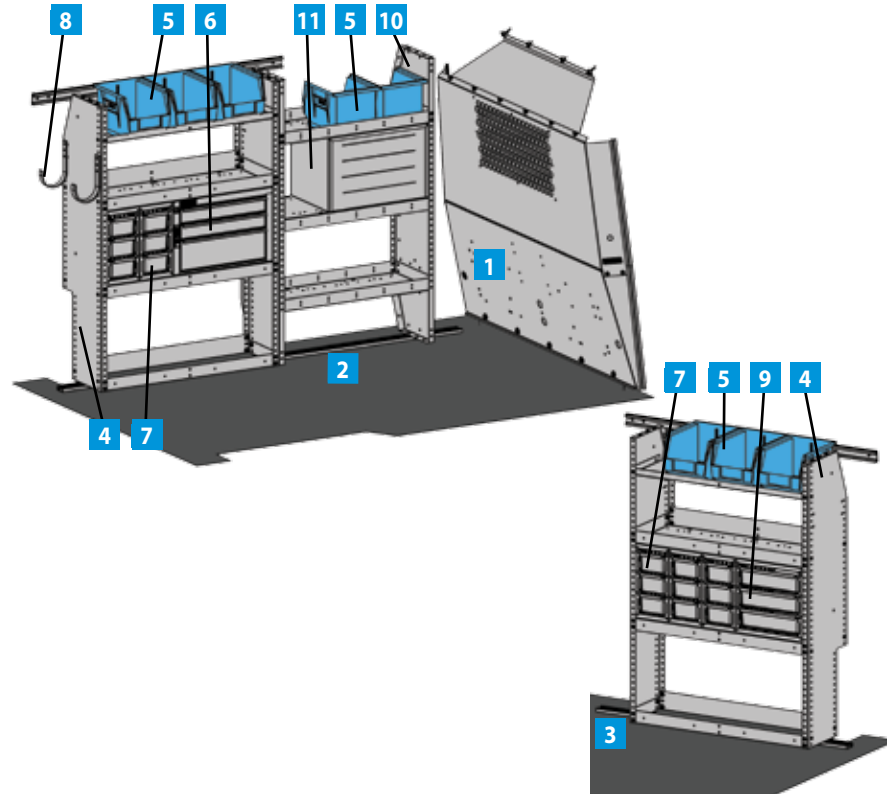
5081PMC TELECOMMUNICATIONS PACKAGE 12" HD SERIES SHELVING ProMaster City

ITEM	MODEL	DESCRIPTION	QTY
1	P2PMCS15	Steel Partition	1
2	RK72PMC	Rail Kit- double streetside	1
3	RKPMC	Rail Kit	1
4	HD32TC	HD Shelf 12"x32"	2
5	28	Blue Bin	2
6	DC6	6" Drawer Component	3
7	DC12	12" Drawer Component	1
8	DV12	Dividers	8
9	UH50	5" Hook	2
10	HD-28NV2	HD Shelf 12"x28"	1
11	DK32TC	Door Kit	1
12	19	2 Drawer Medium	1



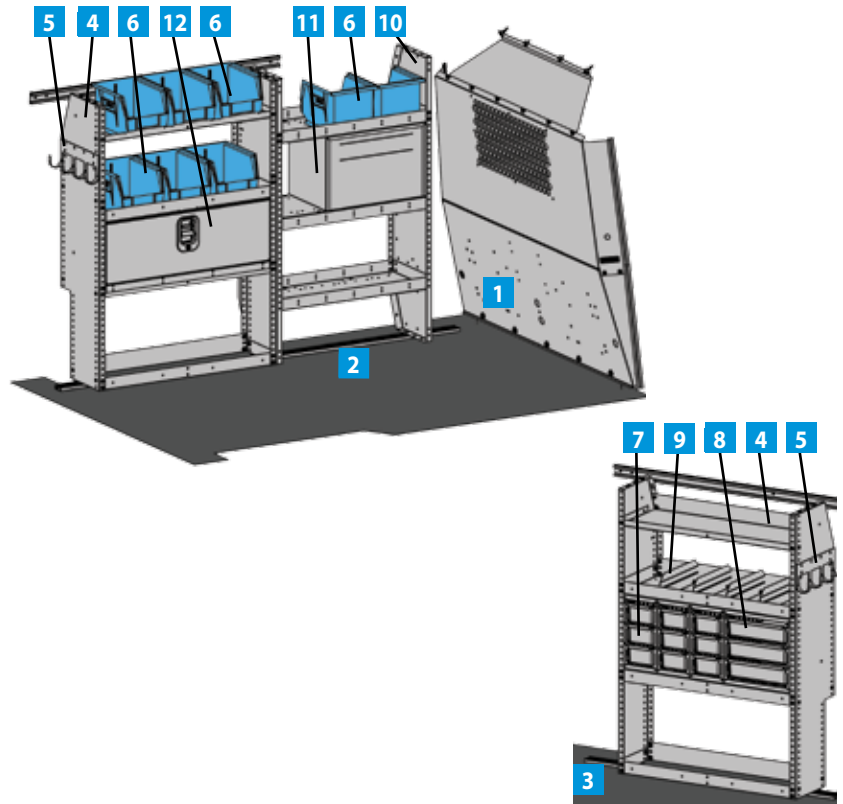
5080PMC PLUMBING PACKAGE 12" HD SERIES SHELVEING ProMaster City

ITEM	MODEL	DESCRIPTION	QTY
1	P2PMCS15	Steel Partition	1
2	RK72PMC	Rail Kit-double streetside	1
3	RKPMC	Rail Kit	1
4	HD32TC	HD Shelf 12"x32"	2
5	28	Blue Bin	8
6	919	Drawer Unit	1
7	DC6	6" Drawer Component	5
8	UH50	5" Hook	2
9	DC12	12" Drawer Component	1
10	HD-28NV2	HD Shelf 12"x28	1
11	9	4 Drawer Shallow	1



5083PMC ELECTRICAL PACKAGE 12" HD SERIES SHELVEING ProMaster City

ITEM	MODEL	DESCRIPTION	QTY
1	P2PMCS15	Steel Partition	1
2	RK72PMC	Rail Kit-double streetside	1
3	RKPMC	Rail Kit	1
4	HD32TC	HD Shelf 12"x32"	2
5	TA1	Four Hook Bar	2
6	28	Blue Bin	8
7	DC6	6" Drawer Component	3
8	DC12	12" Drawer Component	1
9	DV12	Dividers	4
10	HD-28NV2	HD Shelf 12"x28	1
11	919	3 Drawer Combo	1
12	DK32TC	Door Kit	1



Partitions

Accessories	5
ProMaster	4
ProMaster City	5

Racks

Grip-Lock	15
Interior Ladder Rack	14
LoadsRite	12
Utility	14

Shelving

Adjustable	6
ADseries	7

Blue Bins	10
Cabinet Modules	8
Center Console Desk	4
Drawer Units	9
Files - Literature	10
Floor Drawers	10
Reel Holders	11
Van Accessories	11
Window Screens	11

Trade Packages - ProMaster 118" WB

Cable	17
Electrical	16
General Service	16
Locksmith	17
Security	16
HVAC	17

Trade Packages - ProMaster 136" WB

Cable	21
Electrical	19
General Service	18
Locksmith	18
Security	20
HVAC	21

Trade Packages - ProMaster 159" WB

Cable	23
Electrical	22
General Service	22
Locksmith	18
Security	23
HVAC	23

Trade Packages - ProMaster City**ADseries Packages**

Base Packages	24
Commercial Shelving	26
Electrical Contractor	27
General Service	26
Plumbing	27
Shelving Packages	25
Telecommunications	26

HD Series Packages

Base Packages	24
Commercial Shelving	28
Electrical Contractor	29
General Service	28
Plumbing	29
Shelving Packages	25
Telecommunications	28

MODEL	PAGE	DESCRIPTION
ACT3	11	Aerosol Can Tray
ACT4	11	Aerosol Can Tray
AD28PMC	7	ADseries shelf 28"
AD32PMC	7	ADseries shelf 32"
AFD181236	10	Aluminum Floor Drawer
AFD241224	10	Aluminum Floor Drawer
AFD241236	10	Aluminum Floor Drawer
BH4	10	Binder Holder
BR36212	10	Bin System
BR76012	10	Bin System
BRK14EPS	7	End Panel Bracket
CB2	10	Two Book File
CB3	10	Catalog File
CB4	10	Utility Storage Box
CB5	10	Literature Holder
CB7	10	Literature Holder
CCD-10	4	Center Console Desk
CCDLTH	4	Laptop Holder for CCD
CCDHF6	4	Hanging File Holder for CCD
CCDHF10	4	Hanging File Holder for CCD
CCDHF12	4	Hanging File Holder for CCD
CL1446D	8	Cabinet Locker
CL1446R	8	Cabinet Locker
CRH2	11	Cable Reel Holder
DC6	9	Drawer Component
DC12	9	Drawer Component
DK3008	7	8" Door Kit/HAD3259
DK3010	7	10" Door Kit/HAD3259
DK4208	7	8" Door Kit/HAD4459
DK4210	7	10" Door Kit/HAD4459
DK4808	7	8" Door Kit/HAD5059
DK4810	7	10" Door Kit/HAD5059
D506112V	9	Drawer System
D536012H	9	Drawer System
D546012	9	Drawer System
DST21	11	Door Storage Tray
DT21	11	Door Tray
DTL21	11	Door Tray Lid
DTWL21	11	Door Tray w/Lid
DV12	7	Divider
DV14	7	Divider
DV14C1	7	Divider, Single
DV14C8	7	Divider, 8 Pack
HAD3259	6,7	HAD Shelf 32"
HAD4459	6,7	HAD Shelf 44"
HAD5059	6,7	HAD Shelf 50"
HD3259	6	HD Shelf 32"
HD32TC	6	HD Shelf 32"
HD4459	6	HD Shelf 44"
HD5059	6	HD Shelf 50"
HD-28NV2	6	HD Shelf 28"
ILR	14	Interior Ladder Rack
KDRH1426	11	End Panel Reel Holder
KDRH1432	11	End Panel Reel Holder
KDRH1444	11	End Panel Reel Holder
KDRH1450	11	End Panel Reel Holder
KDRH2	11	Reel Holder
P2PMCFW15	5	Wire Partiton - PMC
P1PMCS15	5	Solid Steel Partition - PMC
P2PMCS15	5	Perf Steel Partition - PMC
PA10	5	Practice Holder
PA5-SPR	5	Plexiglass Cover Panel
PA7	5	Triangle Relfector Kit
PA8	5	Fire Extinguisher
PA9	5	First Aid Box Tray
PDK1	5	Partition Door Kit
PMLR-H61	13	LoadsRite PM High Roof
PMLR-H63	13	LoadsRite PM High Roof
PMLR-LWS61	13	LoadsRite PM Std. Roof
PMLR-LWS63	13	LoadsRite PM Std. Roof

MODEL	PAGE	DESCRIPTION
PMLR-SWS61	13	LoadsRite PM Std. Roof 118"
PMLR-SWS63	13	LoadsRite PM Std. Roof 118"
PMLRRKLWB	13	LoadsRite Rail Kit 159"
PMLRRKMWB	13	LoadsRite Rail Kit 136"
PMLRRKSWB	13	LoadsRite Rail Kit 118"
PMLRRKXLWB	13	LoadsRite Rail Kit 159X"
RKA1	7	Rail Kit Adapter
RKA3	7	Rail Kit Adapter
RKA4	7	Rail Kit Adapter
RKA919	7	Rail Kit Adapter
RKABRK1	7	Rail Kit Adapter
RKABRK2	7	Rail Kit Adapter
RK72PMC	7	Rail Kit 72" Pro City
RKPMC	7	Rail Kit - Pro City
RKPMLWB	7	Rail Kit 159" WB PM
RKPMMWB	7	Rail Kit 136" WB PM
RKPMXLWB	7	Rail Kit 159" ext WB PM
RKPSWB	7	Rail Kit 118" WB PM
S1M1C1PM	4	Partition PM
S1M1HC1PM	4	Partition PM
S1M2C2PM	4	Partition PM
S1M2HC2PM	4	Partition PM
SBIN060614	10	6" Plastic Bin
SBIN120614	10	12" Plastic Bin
SBINDIV	10	Plastic Bin Divider
SPT-4	9	SP Tote/Combo
SPT-4P	9	SP Tote/Poly
SPT-4S	9	SP Tote/Steel
SPT-S	9	SPT Steel Tray
SPT-P	9	SPT Poly Tote
SRAILAD26	10	Bin Retention Rail 26"
SRAILAD32	10	Bin Retention Rail 32"
SRAILAD44	10	Bin Retention Rail 44"
SRAILAD50	10	Bin Retention Rail 50"
STP12G	11	Paint, Gray
STP12W	11	Paint, White
STP12B	11	Paint, Black
TA1	5,11	Hook Bar
TA2	11	Hard Hat Holder
TA18	8	Propane Tank Cab.
TA19	8	CO2 Tank Cabinet
TA20	8	Mapp Gas Cabinet
TH30	5	Tank Holder 30 lb
TH50	5	Tank Holder 50 lb
UH10	11	Utility Hook
UH25	11	Utility Hook
UH50	11	Utility Hook
VMA36	11	Vice Mount Assembly
WKC1PM	4	Wing Kit - PM
WKC1PM3	4	Wing Kit - PM
WKC1PMR	4	Wing Kit - PM
WKC1PMR3	4	Wing Kit - PM
WRH5	11	Wire Reel Holder
1	8	Cabinet
1A	8	Shelf
1BARRPM-B	14	Crossbar/Black
1BARRPM-W	14	Crossbar/White
1BPMCGL	15	Crossbar - Pro City
2	9	Drawer Unit
2BARRPM-B	14	2 Bar Utility Rack
2BARRPM-W	14	2 Bar Utility Rack
2BPMC	15	Utility Rack Pro City
2BPM-B	14	2 Bar Utility Rack
2BPM-W	14	2 Bar Utility Rack
3BARRPM-B	14	3 Bar Utility Rack
3BARRPM-W	14	3 Bar Utility Rack
3BPM-B	14	3 Bar Utility Rack
3BPM-W	14	3 Bar Utility Rack
4A	11	Parts Tray
4B	11	Parts Tray

MODEL	PAGE	DESCRIPTION
8	9	Drawer Unit
9	9	Drawer Unit
12	8	Cabinet
12A	8	End Panel
14	11	Step Stool
17A	10	Six Shelf Catalog File
19	9	Drawer Unit
25	9	Divider/#2
26	9	Divider/#8
27	9	Divider/#19
43	10	Three Shelf Catalog File
60-129	11	Window Screen-PM
60-131	11	Window Screen-PM
60-PM-MLXW	11	Window Screen Kit-PM
60-PM-SWB	11	Window Screen
60-PMCRD	11	Window Screen - Pro City
60-PMCS	11	Window Screen - Pro City
61-PMC	15	Single Grip-Lock Rack-PMC
61-TCSSUR	15	Utility Rack add-on, PMC
63-PMC	15	Double Grip-Lock Rack-PMC
80-1	14	10' Aluminum Conduit Carrier
80-2	14	12' Aluminum Conduit Carrier
88-118PM	11	Work Mat PM 118"
88-136PM	11	Work Mat PM 136"
88-159EXPM	11	Work Mat PM 159" EXT
88-159PM	11	Work Mat PM 159"
89-PM136	11	Composite Floor PM 136"
89-PM159	11	Composite Floor PM 159"
919	9	Drawer Unit
4959PMC	24	Base AD Pkg Pro City
4960PMC	24	Base AD Pkg Pro City
4961PMC	24	PMC Pkg with Steel Part.
4962PMC	24	PMC Pkg with Wire Part.
4964PMC	25	AD Shelving Pkg Pro City
4965PMC	25	HD Shelving Pkg Pro City
4966PMC	25	AD Shelving Pkg Pro City
4967PMC	25	HD Shelving Pkg Pro City
5080PMC	28	Plumbing Pkg PMC
5081PMC	28	Telecom Pkg PMC
5082PMC	28	Comm Shelving Pkg PMC
5083PMC	28	Electrical Pkg PMC
5084PMC	28	Gen Service Pkg PMC
5096PMC	26	Plumbing Pkg Pro City
5097PMC	26	Telecom Pkg Pro City
5098PMC	26	Shelving Pkg Pro City
5099PMC	26	Plumbing Pkg Pro City
5100PMC	26	Gen Svc Pkg Pro City
5180	18	Gen Svc Pkg. PM 136"
5181	18	Elect Contr Pkg. PM 136"
5182	20	Security Pkg. PM 136"
5183	21	Cable Pkg. PM 136"
5184	21	HVAC Pkg. PM 136"
5185	22	Gen Svc Pkg. PM 159"
5186	22	Elect Contr Pkg. PM 159"
5187	23	Security Pkg. PM 159"
5188	23	Cable Pkg. PM 159"
5189	23	HVAC Pkg. PM 159"
5274	18	Locksmith Pkg. 136", 159"
5462	16	Gen Svc Pkg. PM 118"
5463	16	Elect Contr Pkg. PM 118"
5464	16	Security Pkg. PM 118"
5465	17	Cable Pkg. PM 118"
5466	17	HVAC Pkg. PM 118"
5467	17	Locksmith Pkg. 118"
35325-G	7	32" ADseries Add-on Shelf
35327-G	7	44" ADseries Add-on Shelf
35328-G	7	50" ADseries Add-on Shelf

ADRIAN STEEL COMPANY



QUALITY

- Our products are durable and reliable. Warranty claims are less than 1% of sales.
- Our warranty covers our products for three years or 36,000 miles.

INNOVATIVE PRODUCTS WITH FEATURES THAT MATTER

- Drawers that stay closed while in transit.
- ADseries truly adjustable shelving platform.
- LoadsRite ladder racks that load and unload the safe and right way.
- Trade specific interiors.
- Plug and Play accessories.
- File storage, removable small parts bins, and much more!

COMMITMENT

At Adrian Steel, we are committed to you beyond the upfit!

- A dedicated Customer Care Team at corporate headquarters.
- A network of highly qualified distributors to support you locally.
- Our commitment to provide the best cargo management solutions in North America.

EXPERIENCE

- **Over One Million vans upfitted**, and counting! It's a fact that an organized vehicle increases work flow efficiencies and reduces inventory damages.
- Recognized as a National Truck Equipment Association MVP.



SERVICE

- Adrian Steel Products can be purchased throughout North America at authorized Adrian Steel distributors.
- Adrian Steel Customer Service Representatives are available M-F, 8am - 5pm EST at **1-800-677-2726**.
- E-mail us at info@adriansteel.com with questions, comments and feedback.
- Visit AdrianSteel.com for the most up-to-date product information, distributor locator, product catalogs, videos and more.

PROUDLY DISTRIBUTED BY:



906 James Street
Adrian, Michigan 49221-3996
517-265-6194 Fax: 517-265-5834
Toll Free **800-677-2726**
adriansteel.com info@adriansteel.com