

FORD TRANSIT & TRANSIT CONNECT CARGO VAN EQUIPMENT



ADRIAN STEEL®
Cargo Management Solutions for Commercial Vehicles



TIME IS MONEY! GET ON THE ROAD WITH EVERYTHING YOU NEED!

Adrian Steel has all the storage products you need, and the distributor network to professionally install them. This catalog will help you set up your work van with the equipment you need to get the job done. Start with a partition to keep your cargo in the cargo area. Choose the shelving and modules for the curb and street side that fit your business needs. Or, choose a pre-designed trade package to start from. Then add the accessories you need to make your van more organized. Carry ladders or cargo on your roof? Check out the variety of ladder and utility racks available. The options are many, so if you don't know where to start contact your local Adrian Steel distributor for the expert advice you are looking for.



MAKE YOUR CARGO VAN WORK READY WITH THE FORD COMMERCIAL CONNECTION PROGRAM.

Get The Ultimate In Flexibility When You Take Upfit Assistance Cash And Apply It Towards Any Adrian Steel Upfit.

WHAT IS COMMERCIAL CONNECTION?

The Ford Commercial Connection Program is an incentive program designed specifically for business owners who use vehicles in the day-to-day operation of their business and not solely for transportation purposes. This incentive is available when you purchase or lease an eligible Ford Transit or Transit Connect.

SAVE TIME!

Don't go searching around town for the products you need for your Ford Cargo Van. Adrian Steel has a comprehensive line of cargo management solutions to get your van upfitted for your trade! You can leave the dealership with a cargo van that is ready to go to work!

COMMERCIAL EXPERTS!

Your Ford Dealership and Adrian Steel Distributor can guide you through the upfit process. Utilize their product expertise to get a complete, turn-key work vehicle.

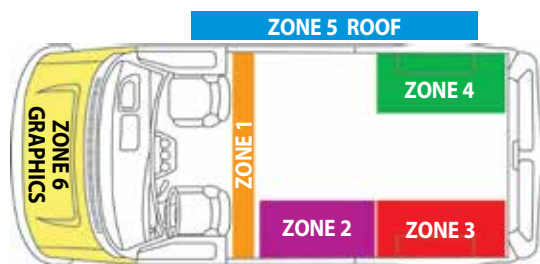
PRODUCT FLEXIBILITY!

Create a work ready van, designed by you, for your specific cargo carrying needs! Organize the interior of your van to suit your trade with Adrian Steel's modular product line. Start with the essentials: a partition, shelving and a roof rack. Then get trade specific by adding drawer units, door kits, hook bars, floor drawers and more!

PROGRAM DETAILS

Consult your Ford dealer for complete program details. For more information, please contact your local Adrian Steel Distributor.

Visit www.fordtoughtruck.com for program details and timeframe. Program subject to change without notice.



ZONE 1 PARTITION

- Choose partition style: steel or composite.
- Do you want a hinged door on your steel partition?
- Do you want a window on your composite partition?

ZONES 2, 3, 4 CURBSIDE & STREETSIDE

- Use layout diagrams to determine the amount of space available.
- Choose from a variety of shelving units and modules that will best organize the tools and equipment you need to carry.
- Or, choose a Work Ready Upfit, complete with a trade specific, pre-designed interior and custom graphics package.

ZONE 5 ROOF

- What do you need to carry?
- Choose from Drop-Down, Grip-Lock, and Utility racks.
- Add rack accessories including step ladder kits, ratchet straps, conduit carriers and more.

ZONE 6 VEHICLE GRAPHICS

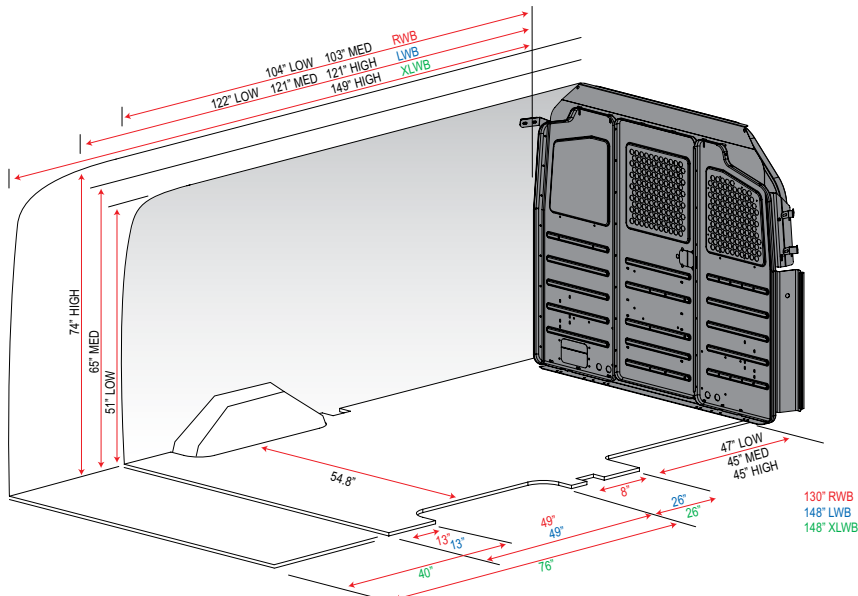
- Stand out in the crowd!
- Vehicle graphics are the most cost effective form of advertising!

ADDITIONAL STORAGE

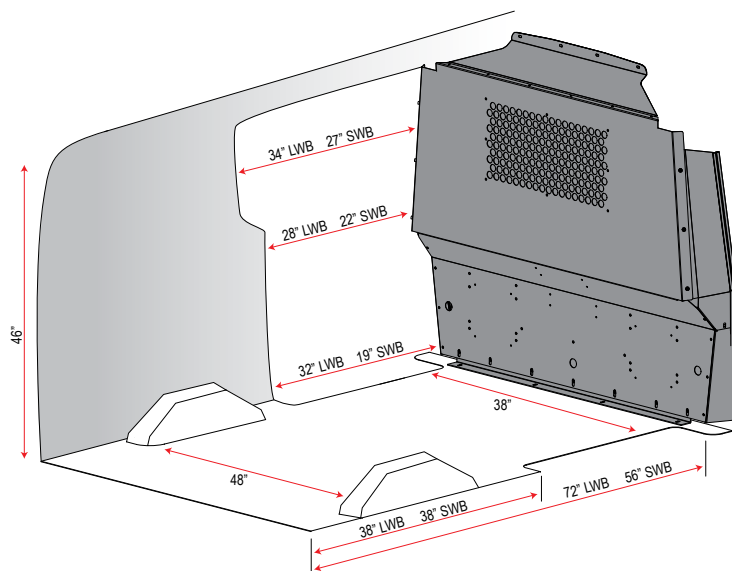
- Determine the space needed for specialty equipment.
- Add accessories to shelving and partition
- Hooks, drawers, files, screens, and more.

Need some help?
Contact your local distributor!
They can provide a wealth of
information about utilizing the
cargo space in your work van.
Find your local distributor online
at adriansteel.com.

2015 TRANSIT



2014-ON TRANSIT CONNECT



Note: Dimensions for reference only. Measure your van or contact your distributor for your exact needs.

All illustrations, photos and specifications in this publication are based on the latest product information available at the time of content approval.

The right is reserved to make changes at any time, without notice, in materials, specifications and models, and also to discontinue models.

FOR A MORE COMFORTABLE MOBILE OFFICE

NEW COMPOSITE PARTITION FOR LOW ROOF TRANSIT

Your mobile office is now more comfortable with an Adrian Steel composite partition. Sound deadening reduces driver distractions. Climate control reduces vehicle idle time for warm up and cool down. Generous leg room for less stress behind the wheel. The integrated steel frame provides the same level of performance that you are accustomed to from Adrian Steel.



- Available with or without a clear poly rear-view window.
- Add hooks along the integrated AD rail.
- Features a mounting location by the door for a fire extinguisher (not included.)



NEW

PARFTL - Composite Partition with Window

PARFTL-NW - Composite Partition without Window

STEEL S-M-C PARTITION FOR LOW ROOF TRANSIT




- Choose from solid or perforated panels.
- Partition mounts behind the B-pillar allowing for maximum cab comfort.
- Compliant with Transit's safety features. It does not interfere with the side-curtain airbag system or seatbelts.
- Center M panels can be fixed or hinged with a key-locking door. All hinged door partitions come standard with two 6" hinges, bulb seal and a slam latch. These features reduce vibration noise.
- The MEDIUM and HIGH ROOF Transit partition door has a 60" opening height.
- Partitions feature pre-drilled holes for adding accessories easily, and larger pass-through holes for routing wiring.
- Stamped steel panels on the LOW ROOF Transit reduce product weight without sacrificing strength.

STEEL S-M-C PARTITION FOR MEDIUM & HIGH ROOF TRANSIT



MODEL	DESCRIPTION
LOW ROOF FIXED CENTER PANEL	
S1M1C1FSV	Solid panels
S1M2C1FSV	Center panel perforated
S1M2C2FSV	Center and Curb panels perforated
S2M2C2FSV	All panels perforated
LOW ROOF HINGED CENTER PANEL "DOOR"	
S1M1HC1FSV	Solid panels
S1M2HC1FSV	Center panel perforated
S1M2HC2FSV	Center and Curb panels perforated
S2M2HC2FSV	All panels perforated
MED/HIGH ROOF FIXED CENTER PANEL	
S1M1C1PM	Solid panels
S1M2C2PM	Center and Curb panels perforated
MED/HIGH ROOF HINGED CENTER PANEL "DOOR"	
S1M1HC1PM	Solid panels
S1M2HC2PM	Center and Curb panels perforated
PARTITION WING KITS	
WKC1FDTS	Low Roof Wing Kit
WKC1FDTM	Medium Roof Wing Kit
WKC1FDTH	High Roof Wing Kit



S1 - Solid
S2 - Perforated
 Mounts behind driver seat.

M1 - Solid
M2 - Perforated
 Center panel.
 Also available as a hinged door.

C1 - Solid
C2 - Perforated
 Mounts behind passenger seat.

Steel partitions are sold as panel kits and wing kits. Please see application chart to confirm the appropriate panel kit and wing kit for your vehicle.

Partition Accessories



TA1 Hook Bar 2" x 12" bar mounts to partition or shelving. Four welded hooks with 2" hanger opening.

PDK1 Hinged Door Kit converts M-Series fixed center panel into hinged door with keyed slam latch. Includes two 6" hinges, bulb seal and a slam latch that reduce vibration noise.

PA9 First Aid Box Tray secures first aid box. Measures: 11"W, 4-1/2"H, 3-1/8"D

PA7 Triangle Reflector Kit Includes reflector kit with metal pocket holder, I.C.C. approved.

PA8 1-A: 10-BC Fire Extinguisher is a rechargeable, 2-1/2 lb. dry chemical extinguisher. Stops Class A, B and C fires. Complete with charge gauge and mounting bracket.

PA10 Practice Holder Organizes paperwork. Measures: 12"W, 7"H, 5"D.

TH30 or TH50 Refrigerant Tank Holder holds 30lb. or 50lb. tank to partition or other vertical surface.

Partition Plexiglass Cover Panels (not shown) install over the perforations of the partition to help with climate control in the cab.

Low roof: **PA5-1**: S & C panels, **PA5-2**: M panel.

Med & High roof: **PA5-SPR**: M&C panels.

FOR A MORE COMFORTABLE MOBILE OFFICE

NEW COMPOSITE PARTITION FOR TRANSIT CONNECT




NEW

- *Better Climate Control (than perforated partitions.)*
- *Reduces noise from the cargo area.*
- *Available with or without a clear poly rear-view window.*
- *Add hooks along the integrated AD rail.*
- *Mounting location by the door for a fire extinguisher (not included.)*

Your Transit Connect mobile office is now more comfortable with an Adrian Steel composite partition. Sound deadening reduces driver distractions. Climate control reduces vehicle idle time for warm up and cool down. Generous leg room for less stress behind the wheel. The integrated steel frame provides the same level of performance that you are accustomed to from Adrian Steel.

PARTC - Composite Partition with Window

PARTC-NW - Composite Partition without Window



STEEL PARTITION FOR TRANSIT CONNECT

The **P2TCS14** features all steel panels that safeguard the cab area against moving and shifting cargo. The recessed design allows for maximum adjustability of the front seats and provides storage space for a 6 foot step ladder in the back of the LWB Transit Connect. The perforated window allows for visibility of your cargo area and rear windows while the solid steel construction provides better climate control and sound deadening. The steel header and full perimeter wings provide optimal security. Fits 2014 and newer Transit Connect.

WIRE MESH PARTITION FOR TRANSIT CONNECT

The **P2TCFW14** provides maximum visibility while safeguarding your van cab area against moving and shifting cargo. The recessed design allows for maximum adjustability of the front seats and provides storage space for a 6 foot step ladder in the back of the LWB Transit Connect. The **P2TCFW14** is lightweight and economical without sacrificing safety and security. Fits 2014 and newer Transit Connect.





THE NEXT GENERATION OF CARGO MANAGEMENT SOLUTIONS

Tools, equipment and cargo come in all shapes and sizes and until now, there hasn't been a shelving unit that is **truly adjustable**. The ADseries is the first of its kind where, with only a screwdriver, you can simply remove the front shelf bolts and move the shelf where you need it. Shelves can be adjusted in one inch increments and provide the most flexible shelving solution available.



TRULY ADJUSTABLE SHELVES

All you need is a phillips head screwdriver! The unique shelf design features rear shelf studs that lock the shelves in place and speed nut clips that allow you to attach bolt on easily! Simply remove two bolts from the speed nut clips at the front lip of the shelf, tilt the shelf upwards to disengage the rear studs, move the shelf to your desired location, insert the rear shelf studs, reattach the bolts and you're done!



ADAPTABLE INTERIOR

Everyone likes to set their work van up their own way. The ADseries allows you position the shelving where you need it. Exclusive to the ADseries, the unique rail system enables you to reposition the shelving along the rail, increasing the available space for trade specific equipment. All of this is done without removing bolts, plugging holes and redrilling the van! The 6" knock out of the stamped steel end panels (available for the Low Roof Transit) provides a 48" floor space to accommodate 4'x 8' sheet goods (up to 22 sheets of 1/4" drywall or a combination of thicknesses).



ADD ACCESSORIES

Businesses change over time and your van interior should be able to change with your needs. Plug and Play shelves have prepunched holes that allow adding storage solutions easily! ADseries dividers simply snap in place, drawer units and door kits simply bolt into place. Many Adrian Steel accessories can be added to the ADseries shelving with the rail adapter kits and end panel brackets.

MODEL	SIZE	DESCRIPTION
AD32FP	32"W x 46"H x 14"D	fits low roof Transit
AD44FP	44"W x 46"H x 14"D	fits low roof Transit
AD50FP	50"W x 46"H x 14"D	fits low roof Transit
AD1226TC14	26"W x 44"H x 12"D	fits 14-on Transit Connect
AD1426TC14	26"W x 44"H x 14"D	fits 14-on Transit Connect
AD1232TC14	32"W x 44"H x 12"D	fits 14-on Transit Connect
AD1432TC14	32"W x 44"H x 14"D	fits 14-on Transit Connect
RK130FTS	130"WB Rail Kit,	Transit 130"WB, low roof
RK148FTS	148"WB Rail Kit	Transit 148"WB, low roof
RK130FTM	130"WB Rail Kit	Transit 130"WB, med roof
RK148FTM	148"WB Rail Kit	Transit 148"WB, med/high roof
RK148FTH	148"WB Rail Kit	Transit 148"EXT WB, high roof
RKTC14	Short Rail Kit	fits 14-on Tr. Connect SWB, LWB
RKDTC14	Long Rail Kit	fits 14-on Tr. Connect LWB

Note: Rails are not included with the shelf units. Rail kits must be ordered separately.

Note: Shelves have the following weight ratings:

- Shelves positioned with the shelf lip facing up have a rating of 100 lbs. per shelf evenly distributed.
- Shelves positioned with the shelf lip facing down have a rating of 200 lbs. per shelf evenly distributed.

MODEL	SIZE/DESCRIPTION
DV14C1	Divider for ADseries shelf/Single
DV14C8	Divider for ADseries shelf/8 Pack
DV12	Divider for HAD top shelf/Single
DV14	Divider for HAD bottom shelf/Single
DK26TC	8"x 24" Door Kit/12" shelf TC
DK32TC	10"x 30" Door Kit/12" shelf TC
DK3008	8" High Door Kit/HAD3259/14" shelf TC
DK3010	10" High Door Kit/HAD3259/14" shelf TC
DK4208	8" High Door Kit/HAD4459
DK4210	10" High Door Kit/HAD4459
DK4808	8" High Door Kit/HAD5059
DK4810	10" High Door Kit/HAD5059
BRK14EPS	End Panel Bracket To Add on Accessories
RKA1	Rail Kit Adapter/See list at right
RKA3	Rail Kit Adapter3/See list at right
RKA4	Rail Kit Adapter4/See list at right
RKABRK1	Rail Kit Adapter/End Panel Bracket/See list
RKABRK2	Rail Kit Adapter/17A
RKAWTR	Rail Kit Adapter/Welded Tank Racks
RKA919	Rail Kit Adapter/#9, #19, #919 Drawer Units
35325-G	32" Long Shelf
35327-G	44" Long Shelf
35328-G	50" Long Shelf

RKA1 – Rail Adapter Kit1
Use with: CB2, CB3, CB4 (uses 2)

RKA3 – Rail Adapter Kit3
Use with: #1, #12, #2, #8, DC Units, 17A, CRH2, TA19, TA5

RKA4 – Rail Adapter Kit4
Use with: CL1446D/R, #40, KDRH2, KD Shelving Units, #33, #3, #33W, JD Shelving

BRK14EPS – ADseries end panel accessory attachment bracket.
Use with: 17A, CB5, 43, TA19, TA20, WRH5, UH10/25/50, PA9, PA8, ACT3/4, PA11, AGSCH2, PA7, TH30, TH50, TA5

RKABRK1 – Used with TA19, TA20, TA5



HAD SHELVING FOR MEDIUM & HIGH ROOF TRANSIT

The **HAD shelving units** feature two ADseries adjustable shelves in the center of the shelf unit. These two shelves feature a 2" lip and, with only a screwdriver, can be adjusted up or down on one inch increments. Includes two steel back panels and shelves have pre-drilled holes for adding dividers, drawer units and other plug and play accessories. Must be installed with a Rail Kit. See page 6 for the appropriate Rail Kit.

MODEL	OVERALL SIZE
HAD3259	32" x 59" x 14"
HAD4459	44" x 59" x 14"
HAD5059	50" x 59" x 14"



HD SHELVING FOR MEDIUM & HIGH ROOF TRANSIT

The **HD shelving units** feature KD adjustable shelves. The top and bottom shelf feature a 2" lip, the center two shelves feature a 4" lip. Each shelf can be adjusted up or down on one inch increments.

MODEL	OVERALL SIZE
HD3259	32" x 59" x 14"
HD4459	44" x 59" x 14"
HD5059	50" x 59" x 14"



WELDED SHELVING FOR LOW ROOF TRANSIT

The 44 Series Welded Shelving feature welded shelves, back panels and end panels. These fully welded shelf units allow for greater weight capacity and reduce cargo noise. Configure your Transit to your specific needs with drawer units, dividers and removable bins to customize your setup.



MODEL	DESCRIPTION
4432	Welded Cabinet - 32"W x 46"H x 14"D
4442	Welded Cabinet - 42"W x 46"H x 14"D
4450	Welded Cabinet - 50"W x 46"H x 14"D



Contoured top and bottom steel end panels maximize aisle space.

ACCESSORIES FOR WELDED SHELVING

Upgrade the 44 Series with Dividers, DC Drawer Units, Lock & Latch drawer units, Door Kits and our popular #28 Blue Bins!

Plug & Play units – add accessories in minutes!



ACCESSORIES

MODEL	DESCRIPTION
DV44U1	Top shelf divider (single)
DV44U4	Top shelf divider kit (4 pack)
DV44U	Top shelf divider kit (8 pack)
DV44L1	Lower shelf divider (single)
DV44L4	Lower shelf divider (4 pack)
DK532	Door kit for 44 series shelving, 4432
DK544	Door kit for 44 series shelving, 4442
DK550	Door kit for 44 series shelving, 4450
28	Plastic Blue Bin

DRAWER COMPONENT SHELVES

- Create customized shelving modules with drawer component shelves.
- Built to bolt onto the DC6 and DC12, these shelves can provide additional storage space.
- The shelves are available in 18", 24" and 36" wide configurations.
- Feature a 1" shelf lip.

MODEL	DESCRIPTION	SHELF SIZE
SF11218DC	18" wide DC Shelf	12"D x 18"W
SF11224DC	24" wide DC Shelf	12"D x 24"W
SF11236DC	36" wide DC Shelf	12"D x 36"W



STORAGE MODULES ARE USEFUL COMBINATIONS OF SHELVING AND STORAGE.

When you need a variety of parts and tools to do the job, it is essential that you have them organized and easily accessible. Offering a variety of storage and workbench combinations, Adrian Steel Modules are the key to efficiency when working out of your van.

MD507 DRAWER RACK MODULE

MD507 INCLUDES:

9	Four Drawer Shallow
18	Utility Shelf
19	Two Drawer Medium
40	Wheelwell Cover Cabinet
43	Three Shelf Catalog File

42"W x 46.5"H x 14"D



MD506 DRAWER CABINET MODULE

MD506 INCLUDES:

9	Four Drawer Shallow
12	Shelf Cabinet (2)
19	Two Drawer Medium
40	Wheelwell Cover Cabinet
43	Three Shelf Catalog File

42"W x 46.5"H x 14"D



MD534 DRAWER RACK BIN MODULE

MD534 INCLUDES:

9	Four Drawer Shallow
12	Shelf Cabinet (2)
19	Two Drawer Medium
33WB	Shelf Rack w/Bins
40	Wheelwell Cover Cabinet
43	Three Shelf Catalog File

52"W x 46.5"H x 14"D



MD508 WORKBENCH MODULE

MD508 INCLUDES:

9	Four Drawer Shallow
19	Two Drawer Medium
40	Wheelwell Cover Cabinet
54	Workbench

42"W x 26"H x 14/18"D



MD509 WORKBENCH MODULE

MD509 INCLUDES:

8	Three Drawer Medium (2)
40	Wheelwell Cover Cabinet
54	Workbench
CB2	Two Book File

42"W x 31"H x 14/18"D



WORKBENCH MODULE FOR LOW, MEDIUM & HIGH ROOF

The MD608 Workbench Module features 84" of work top surface perfect for any mobile workshop. Shown with optional 17A Catalog File and floor Rail Kit. See package 5274TL.

MD608 INCLUDES:

KMB36	36" Key Machine Base
54	Workbench (2)
9	Four Drawer Shallow (2)
19	Two Drawer Medium (2)
40	Wheelwell Cover Cabinet
14	Step Stool

Storage Modules are designed to fit over wheelwells of the low roof Transit van. Shelving and Modules must be installed on a Rail Kit. See page 6 for the appropriate Rail Kit. Visit AdrianSteel.com to see more Storage Modules.

SPECIFIC JOBS DEMAND SPECIFIC STORAGE SOLUTIONS.

Cabinet and Drawer Modules provide secure storage for large and small tools and parts. The modular design allows you to get what you need now and the ability to add more when you need it. Whatever the job demands, Adrian has the storage solutions to transport your gear safely and securely.



Vented gas storage solutions

TANK CABINETS

- Provide vented storage for Propane, Mapp gas or CO2 tanks.
- Cabinets feature a full door gasket with two snap latches for positive door closure.
- Interior cabinet cradle and retaining straps (foam yokes for TA19) secure tanks and prevent movement.
- Floor vent and tubing are included for exhausting fumes.
- Propane cabinets store 20, 30 or 40 lb. tanks.
- Mapp Gas Cabinets store 6 1/2" diameter tanks.
- CO2 Tank Cabinets store 20 lb. cylinders.

MODEL	DESCRIPTION	CABINET SIZE
TA18	Propane Cabinet	14-3/4"W x 36"H x 13"D
TA19	CO2 Tank Cabinet	13"W x 32"H x 12-1/2"D
TA20	Mapp Gas Cabinet	14"W x 26"H x 8"D



Folding T handles don't stick out into aisles.

SHELF CABINETS

- Available in 12" and 18" front to rear lengths
- Can be used free standing or stacked with our lockable drawer units.
- Feature locking recessed tee-handles for secure storage and receive a durable gray powder coat finish.
- Cabinets feature an open side and can be combined for side-by-side use holding items up to 35" long.
- Optional end panel can be added to close off side when required.
- Include an adjustable shelf that can be removed
- Cabinets provide a solid surface to stack modular drawers, cabinets and bins.

MODEL	DESCRIPTION	CABINET SIZE
1	Shelf Cabinet	18"W x 22"H x 18"L
12	Shelf Cabinet Open Side	18"W x 22"H x 12"L
1A	Optional Shelf	No. 1
12A	Optional End Panel	No.12



40 WHEEL WELL COVER CABINET

- Wheel well cover cabinets are designed with an open back and bottom.
- Serves as an enclosure for rear wheel wells.
- Provides a solid surface to stack modular drawers, cabinets and bins.
- Cabinets come with locking recessed tee-handles for secure storage.
- Finished with a durable gray powder coat finish.
- Cabinet size 42"W x 12.5"H x 14"L




CABINET LOCKERS

- Full-door Lockers feature a 46" high storage space with 3 removable shelves.
- Short-door Lockers feature a 33" high storage area and with 2 removable shelves.
- Locker doors are reversible for flexibility and feature locked recessed T-handles for security.
- Cabinet Lockers taper from 14" to 12" from front to back in depth at top and bottom to maximize aisle space.

MODEL	DESCRIPTION	CABINET SIZE
CL1446R	Cabinet Locker Full Door	18"W x 46"H x 14"D
CL1446D	Cabinet Locker Short Door	18"W x 46"H x 14"D



2.5" deep drawers come with ABS divided and removable trays perfect for small parts.



Latched & Locked

Latched & Unlocked

Drawers Unlatched

Drawers Open

DRAWER UNITS – LOCK 'N LATCH SYSTEM

- Our exclusive Lock 'n Latch system provides a choice of drawers open, drawers retained or drawers locked position.
- Drawers are made of an engineered composite material for durability with heavy-duty drawer glides for support and smoother drawer operation.
- The new drawer glides significantly increase the ease of use when opening and closing the drawer units. They all but eliminate the rattle noise of the drawers when the driving the vehicle.
- Drawers and glides can be repositioned within cabinet for increased flexibility.
- Divide 5" deep drawers into compartments using optional metal "egg crate" dividers.

MODEL	DESCRIPTION	DRAWER SIZE (QTY.)
19	2 Drawer Medium	16"W x 5"D x 11-1/2"L (2)
919	3 Drawer Combo	16"W x 2-1/2"D x 11-1/2"L (2) 16"W x 5"D x 11-1/2"L (1)
9	4 Drawer Shallow	16"W x 2-1/2"D x 11-1/2"L (4)
27	Divider Kit	19 or 919 Drawer (1)


Steel outer cabinet measures 18"W x 12"H x 12"L.

DRAWER COMPONENTS

- Organize small parts with our flexible and rugged composite Drawer Components.
- Drawer retention stops prevent drawers from opening while the vehicle is in transit.
- Made of a hi-impact polymer for a quiet operation.
- Each drawer comes with 2 dividers and 7 divider slots.
- Interlocking feature allows up to 2 units stacked vertically or multiple units horizontally.
- Choose from Adrian Steel's pre-configured drawer systems or create your own drawer system from the base models.

MODEL	DESCRIPTION	OVERALL SIZE
DC6	Base 3 drawer narrow model	6"W x 12"H x 12"D
DC12	Base 3 drawer wide model	12"W x 12"H x 12"D
DS06212V	Drawer System (2) DC12's	12"W x 24"H x 12"D
DS36012H	Drawer System (3) DC6's	18"W x 12"H x 12"D
DS46012	Drawer System (4) DC6's	12"W x 24"H x 12"D

5lb. weight capacity per drawer.



#2 Cabinet Size
18"W x 24"H x 18"L

#8 Cabinet Size
18"W x 18"H x 12"L



DRAWER UNITS – LOCKING HINGE AND HASP

- Drawers are welded and have reinforced drawer slides for strength.
- Can be locked with a padlock (not included) for security.
- Divide drawers with optional metal "egg crate" dividers.

MODEL	DESCRIPTION	DRAWER SIZE (QTY.)
8	3 Drawer Medium	16"W x 5"D x 11-1/2"L (3)
2	4 Drawer Medium	16"W x 5"D x 17-1/2"L (4)
25	Divider Kit	No. 2 Drawer (1)
26	Divider Kit	No. 8 Drawer (1)

TOTE TRAYS AND CASES

- Take small parts and tools right to the job site with removable tote trays and cases.
- Totes are available in both steel tray and poly case designs.
- Steel tote trays feature fold-down carry handles and four large storage compartments with adjustable dividers.
- Poly tote cases offer a see-through lid with latches to prevent spilling, four large compartments and twelve adjustable dividers.
- Trays and cases store in a 19.75"W x 20-1/8"H x 13-3/8"L modular rack that can be stacked or floor mounted.



Portable trays

MODEL	DESCRIPTION	TOTE STYLE (QTY.)
SPT-4	Combo Totes and Rack	Steel Trays (2) Poly Cases (2)
SPT-4P	Poly Totes and Rack	Poly Cases (4)
SPT-4S	Steel Totes and Rack	Steel Trays (4)
SPT-S	Additional Steel Tray	18.5"W x 3"D x 12.5"L
SPT-P	Additional Poly Tote	18.5"W x 3"D x 12.5"L


BE MORE EFFICIENT WITH INVENTORY THAT IS READY TO GO WHEN AND WHERE YOU ARE.

Versatile, lightweight, durable, convenient and mobile - these **Portable Parts Cases** are perfect for the tech who needs to carry small parts and inventory to the jobsite.

The impact resistant body can be organized with the included adjustable dividers. The see-through lids with snap latches make identifying contents easy.

PPCS 14" x 14" x 3.75"

PPCL 14" x 14" x 6.25"



CH-EP

* FIRST AID KIT
NOT INCLUDED



CHPPC5SM



Add a single **CH1514SGL** or double **CH-1514DBL Case Holder** to an existing shelf to house included cases that stay put while in transport.

INCORPORATE THE PORTABLE PARTS CASES INTO YOUR VAN WITH THE STORAGE OPTION THAT FITS YOUR NEED.

Three different **Case Holder** options give you the ability to house multiple Portable Parts Cases near the vehicle door for easy access to grab-and-go. The **CH-EP** and **CHPPC5SM** include a tray that holds an optional first aid kit and feature slanted shelves.

The **CHPPC4S** includes four PPCS cases and each shelf has a retaining lip to keep cases in place.



CHPPC4S

A CENTER CONSOLE DESK KEEPS ELECTRONICS SECURE AND OUT OF SIGHT.

Designed to be mounted in the cab, between the front seats.



Center Console Desk for Ford Transit

- Designed to mount between the front seats.
- Rugged steel construction with a hinged worktop and key locking paddle handle.
- Convenient lid mounted clip holds papers in place on the writing surface.
- Center Console Desks mount securely to the vehicle floor, and can be removed for service.
- Convenient access to add a power strip. Great for storing electronics out of sight.
- Measures 6.7"W, 18.3"H, 22.3"D

CCD6 Center Console Desk

Fits Ford Transit

CCDHF6 Optional 6" Hanging File Holder

CCDLTH Optional Laptop Holder

ALUMINUM LOCK BOX


- Stores valuable tools and paperwork.
- Gas shock safely opens and closes the large lid.
- The large lock will accommodate a padlock or hockey puck style lock (not included.)
- Designed to mount on the van floor facing out the side or rear doors.
- Aluminum construction with powder coat black paint.



LKB1 Aluminum Lock Box
20" W, 14.5" H, 25" D



LITERATURE FILES



1: CB5 Five Slot Literature Holder Mount on partition or other vertical surface. 2-1/2" deep pockets. Overall size: 12"W, 24"H, 2-1/2"D.

2: CB7 Seven Slot Literature Holder Mount on partition or other vertical surface. 6-3/4" deep pockets. Overall size: 14-3/4"W, 28-7/8"H, 7"D.

3: 17A Six Shelf Catalog File Designed for catalogs but also serves to store a variety of materials between the 3" shelf spacings. Overall size: 11"W, 24"H, 12"D.

4: 43 Three Shelf Catalog File Fits in narrow spaces. It has three tilted shelves. Perfect for binders and catalogs. Overall size: 6" W, 34" H, 12" D.


5: BH4 Four Slot Binder Holder Designed to mount on partition or almost any vertical surface. Excellent for binders. Each pocket is 2 1/2" deep. Overall size: 12-3/4" W, 19-1/2" H, 2-1/2" D.

6: CB2 Two Book File Mounts on the floor between front seats and partition. Holds folders 12"H x 10-1/2"D. Overall size: 6"W, 14"H, 12"D.

7: CB3 Three Book File Mounts on cabinet tops or on the floor. Multiple units can be flush-mounted. Holds folders 12"H x 10-1/2"D. Overall size: 10-3/4"W, 14"H, 12"D.

8: CB4 Utility Storage Box Stores a variety of printed material. Also suitable for keeping tools, safety glasses, gloves and other items. Hinged lid. Overall size: 12"W, 12"H, 14"D.

ADRIAN'S STOW-ALL IS THE FINEST FLOOR STORAGE UNIT YOU CAN BUY.



- 14 Gauge steel outer cabinets are constructed with top channel cross support members for strength and rigidity.
- Drawers are constructed with double sidewalls to prevent bowing and to accommodate items up to 48" in length.
- The anti-slam latch stops drawers from completely closing without positive latch activation.
- Heavy-duty grab handle and push button lock allows for comfortable, one-handed drawer operation.
- Durable powder coat finish will provide years of rugged service.
- Easy glide drawers with full width recessed conveyor roller at front and hardened steel roller bearings at rear.
- Install at rear or side doors, and units can be stacked.




SA-10



SA-20



SA-40



STOW-ALL DEEP SERIES

MODEL	DESCRIPTION	CABINET SIZE	DRAWER SIZE	TRACTION KIT	DIVIDER (QTY.)
SA-10	Single Wide Deep	10"W x 12"H x 51-1/2"D	9-5/8"W x 8-1/2"H x 48-1/2"D	TK10	DV9(5)
SA-20	Double Wide Deep	20"W x 12"H x 51-1/2"D	19-5/8"W x 8-1/2"H x 48-1/2"D	TK20	DV19(5)
SA-40	Full Wide Deep	40"W x 12"H x 51-1/2"D	9-5/8"W x 8-1/2"H x 48-1/2"D (2) 19-5/8"W x 8-1/2"H x 48-1/2"D	TK40	DV9(10) DV19(5)

Traction Kits are available to provide a positive friction surface for better footing. Traction Kits are 4" wide, self-adhesive strips.

Additional Dividers are available and are sold individually.



SAJ-10



SAJ-20



SAJ-30



SAJ-40

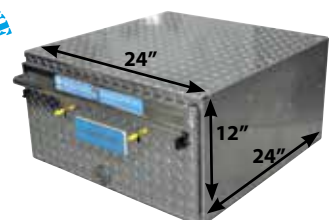
STOW-ALL SHALLOW SERIES

Stow-All quality in a lower profile

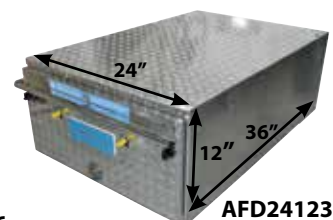
MODEL	DESCRIPTION	CABINET SIZE	DRAWER SIZE	TRACTION KIT	DIVIDER (QTY.)
SAJ-10	Single Wide Shallow	10"W x 8-1/2"H x 51-1/2"D	9-5/8"W x 5-1/4"H x 48-1/2"D	TK10	DVJ9(5)
SAJ-20	Double Wide Shallow	20"W x 8-1/2"H x 51-1/2"D	19-5/8"W x 5-1/4"H x 48-1/2"D	TK20	DVJ19(5)
SAJ-30	Triple Wide Shallow	30"W x 8-1/2"H x 51-1/2"D	9-5/8"W x 5-1/4"H x 48-1/2"D 19-5/8"W x 5-1/4"H x 48-1/2"D	TK30	DVJ9(5)
SAJ-40	Full Wide Shallow	40"W x 8-1/2"H x 51-1/2"D	9-5/8"W x 5-1/4"H x 48-1/2"D (2)	TK40	DVJ9(10)

ALUMINUM FLOOR DRAWERS

- Adrian Steel exclusive Anti-Slam latch keeps drawer from closing without positive latch activation. The only aluminum drawer in the industry with this feature!
- An automotive grade lock keeps expensive cargo secure and the adjustable divider helps keep contents segmented.
- The integral latch keeps the drawer open when you are on an incline and closed when you're done!
- Heavy duty grab handles and ball bearing slides allow the drawer to open and close with ease.
- Can be stacked to utilize large cubic storage areas.
- 24" deep units have a weight capacity of 350 lbs. and the 36" deep have a 325 lb. weight capacity.



AFD241224
weight 46lbs.



AFD241236
weight 60lbs.

AFD181236
weight 52lbs.

ADRIAN'S BLUE BIN SYSTEM IS PERFECT FOR VISUAL INVENTORY MANAGEMENT.

- 6" and 12" bins maximize the ADseries shelf space.
- The innovative rail system locks the bins in place on the shelf.
- The bins can nest on top of each other when at the job site or in the warehouse getting filled to go.
- Add a label to the front so you can find parts quickly
- Each bin can accommodate one optional divider.

Order our predefined bin systems or create your own configuration of bins. Please note that the bins and the rail are a system. To obtain all the features listed above, both must be ordered.



SBIN120614



SBIN060614



BR36212 Bin System on an AD44FP ADseries shelf unit.



Bins lock into place along the rail for secure transport.

MODEL	DESCRIPTION
SBIN060614	6" Blue Bin
SBIN120614	12" Blue Bin
SBINDIV	Divider
BR36212	Bin System: 3-6" & 2-12" bins w/rail
BR76012	Bin System: 7-6" bins with rail
SRAILAD26	26" Retention rail
SRAILAD32	23" Retention rail
SRAILAD44	44" Retention rail
SRAILAD50	50" Retention rail

BURCO S-SERIES GLASS RACKS FIT THE FORD TRANSIT AND ARE ADAPTABLE TO YOUR NEEDS.



The 45047 Burco Glass Rack accommodates up to 11 windshields. Designed for modern windshields with six 14.5" and six 23.5" divider posts. The glass rack can transport both taller windshields and smaller glass panels safely and are ideal for loading and unloading glass from the top or side. Each post is surrounded with a protective foam cover and a twist and lock top to keep your glass safe and secure. Fits Ford Transit.

SAFELY TRANSPORT REFRIGERANT TANKS IN AN ADRIAN STEEL TANK RACK.



Vertically carry 30-lb. and 50-lb. refrigerant tanks securely in your van. Tank Racks can be installed for easy access from the side or rear van doors. Racks feature 14-gauge tubular steel frames welded for strength with sloped cradles and nylon straps. The optional **WTRTRAY** provides a storage area mounted on top of the welded tank racks.* The tray can be mounted to any size tubular tank rack.

MODEL	DESCRIPTION
WTR130250	(1) 30 lb & (2) 50 lb tanks
WTR230150	(2) 30 lb & (1) 50 lb tanks
WTR330	(3) 30 lb tanks
WTR350	(3) 50 lb tanks
WTR430	(4) 30 lb tanks

*Please confirm the location of the tank rack and tray, some interior locations will not accommodate the tray due to the contour of the vehicle.





1



2



3



4



5

1: DST21 Door Storage Tray offers convenient access to parts and tools.

Overall size: 20" W, 4" D, 8" H

2: Aerosol Can Tray secure cans for easy access.

ACT3 - 3 Can Tray Overall size: 11-3/4" W, 4" D, 6-3/4" H

ACT4 - 4 Can Tray Overall size: 15-7/16" W, 4" D, 6-3/4" H

3: 14 Step Stool has a wide base and is 12" high. Stool can be used with a workbench or as an auxiliary step. Top measures 10" x 20" One size.

4: TA2 Hard Hat Holder secures hat to partition or shelving.

5: VMA36 Vise Mount Assembly is floor mounted and telescopes out beyond side or rear cargo doors when fully opened. Measures 36" closed and 60" open.

6: Touch-Up Paint in spray cans match Steel-Cote™ finish. Three colors:

STP12G - Gray **STP12W** - White **STP12B** - Black

7: Door Tray comes with two dividers and has optional lid for containment.

DT21 - Door Tray Overall size: 18" W, 4" D, 4" H

DTL21 - Door Tray Lid for DT21 only

DTWL21 - Door Tray with Lid Overall size: 20" W, 4" D, 4" H

8: Hooks organize a variety of cargo in easy-to-access locations.

UH10 - 1" hook

UH25 - 2.5" hook

UH50 - 5" hook

TA1 - Four hook bar

9: Parts Tray features a 2" deep shelf lip. Can be mounted to cabinet and drawer modules for added top storage.

4A - Parts Tray Overall size: 36" W, 12" D, 2" H

4B - Parts Tray Overall size: 18" W, 12" D, 2" H



6



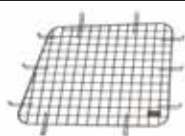
Storage for small parts 7



8



9



Wire Window Screens add security to cargo area windows. Contoured to fit the window and feature a non-glare gray powder coat finish.

60-134 Transit Low Roof, Curbside Rear Door

60-135 Transit Low Roof, Streetside Rear Door

60-138 Transit Low Roof, Curbside Sliding Door

60-140 Transit Low Roof, Curbside Hinged 60 Door

60-141 Transit Low Roof, Curbside Hinged 40 Door

60-TRLHDDR Transit Low Roof, Curbside Hinged Doors & Rear Doors Kit

60-TRLRDR Transit Low Roof, Rear Doors Kit

60-TRLSDR Transit Low Roof, Curbside Sliding Door & Rear Doors Kit

60-132 Transit Med/High Roof, Curbside Rear Door

60-133 Transit Med/High Roof, Streetside Rear Door

60-136 Transit Med/High Roof, Curbside Sliding Door

60-137 Transit Med/High Roof, Streetside Sliding Door

60-TRMHRDR Transit Med/High Roof, Rear Doors Kit

60-TRMHSDR Transit Med/High Roof, Curbside Sliding Door & Rear Doors Kit

60-TCT14RB Transit Connect Rear Window Screen Kit (fits LWB and SWB)

60-TCS14S Transit Connect SWB Side Window Screen Kit

60-TCL14S Transit Connect LWB Side Window Screen Kit

REEL HOLDERS



1



2



3



4

1: CRH2 Cable Reel Holder features a durable frame, two steel shafts that holds up to a 15-1/2" diameter reel by 14" wide. Overall size: 19-1/8" W, 16" D, 44-7/8" H

2: KDRH2 Cable Reel Holder holds large spools up to 16" wide and 18" in diameter. Spools nest on conveyor rollers. Includes tie-down chains with neoprene covers. Overall size: 18" W, 46" H, 18" D

3: WRH5 Wire Reel Holder Five removable bars hold wire spools up to 6" in diameter. Reel Holder mounts to shelf ends or any vertical surface. Overall size: 12" W, 25" H, 4" D

4: End Panel Reel Holder Bar mounts between ADseries shelf end panels for easy access to spools of cable and wire.

KDRH1426 - fits 26" shelf

KDRH1432 - fits 32" shelf

KDRH1444 - fits 44" shelf

KDRH1450 - fits 50" shelf

FINALLY!

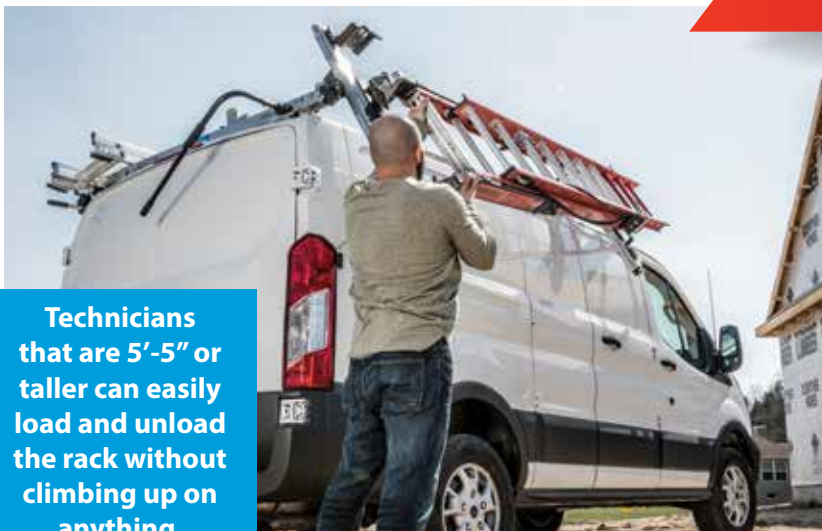
A LADDER RACK DESIGNED AROUND YOU... NOT YOUR VEHICLE.

Introducing the All-New Drop-Down Ladder Rack from Adrian Steel!



The new, simpler design makes it easier to install and adjust. The aluminum build of the rack reduces corrosion and keeps your ladder rack looking like new. It will accommodate a variety of ladders and safely secure them for transport.

Technicians that are 5'-5" or taller can safely load and unload the ladder because of the lower, more ergonomic load and unload height. Durability testing ensures that the rack will stand the test of time and perform as it should for many years.



Technicians that are 5'-5" or taller can easily load and unload the rack without climbing up on anything.



NEW

EXCLUSIVE!

With the turn of a knob, you can quickly adjust the rack to fit a wide variety of ladders.

- DDL61FTL** - Single, Transit Low Roof
- DDL63FTL** - Double, Transit Low Roof
- DDL64FTL** - Drop-Down & Grip-Lock Combo, Transit Low Roof



MEDIUM ROOF

LOADSRITE FOR TRANSIT MEDIUM ROOF*

MODEL	DESCRIPTION
FTLR-M61CS	Single drop-down, 130" & 148"WB, curb
FTLR-M61SS	Single drop-down, 130" & 148"WB, street
FTLR-M63	Double drop-down, 130" & 148"WB

***NOTE: Must order the appropriate Rail Kit to complete the ladder rack.**

RAIL KITS - MEDIUM ROOF TRANSIT LOADSRITE

MODEL	DESCRIPTION
FTLRRKSWB	130"WB Rail Kit
FTLRRKLWB	148"WB Rail Kit

- The LoadsRite for the MEDIUM roof Transit features a dual drop-down system that lowers the ladder even closer to you for easier loading and unloading.
- Clamps securely hold ladder and can be padlocked for added security.
- Aluminum bed frame, cast aluminum grab handle, stainless steel latch and fasteners.
- Rollers and dampers create a smooth transition to the stowed and down positions.

A RAIL KIT must be ordered to complete the medium roof LoadsRite rack.

ALL-NEW & COMPLETELY REDESIGNED ALUMINUM GRIP-LOCK RACK

Off-the-Roof, Angled Design Offers a Lower Reach Height than Traditional Grip-Lock Racks.

The innovative “tilt angle” design offers a lower reach height than traditional grip lock racks.

NEW



Technicians that are 5'-7" or taller can easily load and unload the rack without climbing up on anything.

Adrian Steel's completely redesigned grip-lock style ladder rack is designed to make your job easier when loading and unloading your ladders. The innovative “tilt angle” design offers a lower reach height than traditional grip lock style racks. Technicians that are 5'7" or taller can safely load and unload ladders without having to climb up on something.

The clamping mechanism secures and protects ladders when they are stowed or in transit. A padlock can be added for extra security. The natural aluminum finish reduces corrosion and helps preserve the integrity of the rack.

The all-new Grip-Lock Ladder Rack is an economical option that will look great and perform effortlessly for many years on your van!



61-GLFTL - Single, Transit Low Roof
63-GLFTL - Double, Transit Low Roof



INTERIOR LADDER RACKS

OUT OF THE WAY, BUT NEVER OUT OF REACH.

When you transport your ladders within the cargo area of your van, you reduce the wear and tear on the ladder, and on yourself with easy to access and operate ladder storage solutions.



ILR

INTERIOR LADDER RACK

- The Interior Ladder Rack does not take up, limit, or reduce vertical standing room in your van and it allows quick and easy access to your ladder from outside of your vehicle.
- Eliminate the outside wear and tear on your ladder; protect your ladder from the elements, theft, and road grime.
- Customers will appreciate your use of clean, well taken care of equipment rather than bringing the outside mess into their home.
- Perfect for carrying 4ft and 6ft step ladders. **Works best in medium and high roof vans** and features plastic coated clamps to protect the ladder rungs during transit.




LADDER KEEPER

- Designed to be loaded from outside the vehicle, the Ladder Keeper features a spring-loaded clamp that holds the ladder securely in place.
- Just set the top of the ladder in the front clamp bracket and push it forward until the bottom of the ladder sits in the rear clamp bracket. It allows quick and easy access to your ladder from outside of your vehicle.
- **LK8FT** fits 130" WB Transit, Low and Medium roof, and can carry up to a 6 ft. ladder.
- **LK8FT148** fits 148" WB Transit, Low, Medium and High roof, and can carry up to a 8 ft. ladder. (Does not fit 148EXT WB.)



GRIP YOUR LADDERS SECURELY WITH ADRIAN'S LOCKING STYLE LADDER RACKS.

Adrian's Grip-Lock racks protect the sides and roof of your van during loading and unloading ladders. All Grip-Lock racks feature a lockable, gripping mechanism which firmly secures one or two ladders to the top of the van. Racks easily adjust for ladders of different sizes.



TRANSIT CONNECT GRIP-LOCK RACK FEATURES AND BENEFITS

- Heavy-Duty actuating arm firmly grips ladder rungs to prevent shifting of ladder on rack.
- Gripping mechanism is lockable.
- Composite extrusions on front and rear crossbows and uprights protect ladders.
- Rung grips easily adjust to accommodate different types of ladders.
- Features an all aluminum design with a natural aluminum finish.
- There are no straps to deal with, clamping of ladder is automatic.
- Accommodates 24 ft. extension ladder on the SWB and a 28 ft.* extension ladder on the LWB.
- To carry a 6 ft. step ladder on the LWB only, order 1BTCGL14.

2014 TRANSIT CONNECT GRIP-LOCK LADDER RACKS

61-TCS14	Single rack, SWB
63-TCS14	Double rack, SWB
61-TCL14	Single rack, LWB
63-TCL14	Double rack, LWB

2014 TRANSIT CONNECT 2 BAR ALUMINUM UTILITY RACK (NOT SHOWN)

2BTC14	Utility Rack SWB
2BTCL14	Utility Rack LWB



*Note: This rack can accommodate 28 ft. extension ladders with extra length extending off the rear of the vehicle for balance. Check with local regulations regarding rear overhang of loads.


ALUMINUM UTILITY RACK FOR TRANSIT LOW ROOF



- This all aluminum rack is corrosion free! Available in white or black powder coat paint.
- The uprights are fully plastisoled to protect against wear and reduce ladder fatigue.
- Uprights feature many attachment points for securing cargo straps.
- The Rear Roller Bar eases the loading and unloading of the rack. The Rear Roller comes standard with the 2 and 3 Bar racks.
- Optional center bars support shorter lengths and provide additional support.
- Utilizes factory attachment points in roof so no drilling is needed.
- The Utility Rack rail system allows for 7 foot crossbar spacing.

LOW ROOF TRANSIT

MODEL	DESCRIPTION	COLOR
3BFT-B	3 Bar Utility Rack	Black
3BFT-W	3 Bar Utility Rack	White
2BFT-B	2 Bar Utility Rack	Black
2BFT-W	2 Bar Utility Rack	White
3BARRFT-B	3 Bar Utility Rack w/rear roller bar	Black
3BARRFT-W	3 Bar Utility Rack w/rear roller bar	White
2BARRFT-B	2 Bar Utility Rack w/rear roller bar	Black
2BARRFT-W	2 Bar Utility Rack w/rear roller bar	White
RRBFT-B	Rear Roller Bar	Black
RRBFT-W	Rear Roller Bar	White
1BARRFT-B	1 Crossbar	Black
1BARRFT-W	1 Crossbar	White
80-1	Aluminum Conduit Carrier 10' 6"	
80-2	Aluminum Conduit Carrier 12' 6"	



LOW ROOF ELECTRICAL & GAS APPLIANCE REPAIR PACKAGE



4319TL130 Transit 130"WB Low Roof
4319TL148 Transit 148"WB Low Roof

ITEM	MODEL	DESCRIPTION	QTY
1	AD44FP	ADseries 44" shelf unit	3
2	RK130FTS or RK148FTS	Rail Kit for 130" WB Rail Kit for 148" WB	1
3	DV14C8	Divider kit of 8	1
4	919	Three Drawer Combo	1
5	S1M2HC2FSV	Partition with door	1
6	WRH5	Wire Reel Holder	1
7	19	Two Drawer Medium	1
8	DK4208	8" Door Kit	2
9	DC6	Drawer Component - 6"	3
10	DC12	Drawer Component - 12"	1
11	9	Four Drawer Shallow	1
12	TA1WAD	Hook Bar	1
13	BRK14EPS	End Panel Bracket	2
14	WKC1FDTS	Partition Wing Kit	1

LOW ROOF GENERAL SERVICE PACKAGE

4317TL130 Transit 130"WB Low Roof
4317TL148 Transit 148"WB Low Roof



ITEM	MODEL	DESCRIPTION	QTY
1	AD44FP	ADseries 44" shelf unit	3
2	RK130FTS or RK148FTS	Rail Kit for 130" WB Rail Kit for 148" WB	1
3	DV14C8	Divider 8 pack	1
4	919	Three Drawer Combo	1
5	S1M2HC2FSV	Partition with door	1
6	UH50	Utility Hook	2
7	DK4208	8" Door Kit	2
8	TA1WAD	Hook Bar	1
9	19	Two Drawer Medium	1
10	DC6	Drawer Component - 6"	1
11	BRK14EPS	End Panel Bracket	1
12	WKC1FDTS	Partition Wing Kit	1



LOW ROOF PLUMBING, HEATING & A/C REPAIR PACKAGE

4318TL130 Transit 130"WB Low Roof
4318TL148 Transit 148"WB Low Roof

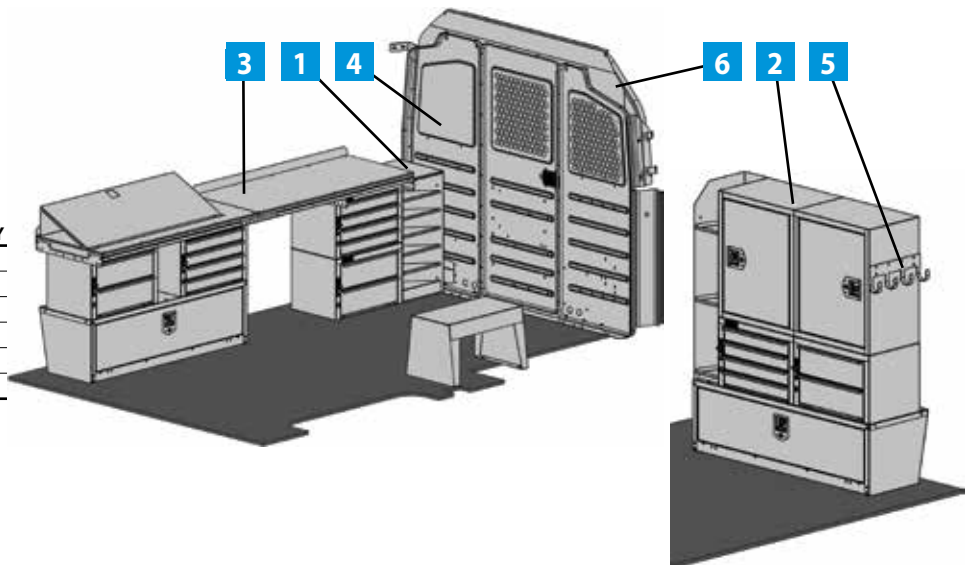
ITEM	MODEL	DESCRIPTION	QTY
1	AD44FP	ADseries 44" shelf unit	3
2	RK130FTS	Rail Kit for 130" WB	1
or	RK148FTS	Rail Kit for 148" WB	1
3	DV14C8	Divider 8 pack	1
4	919	Three Drawer Combo	1
5	S1M2HC2FSV	Partition with door	1
6	WTR230150	Welded Tank Rack	1
7	19	Two Drawer Medium	2
8	DC6	Drawer Component - 6"	3
9	DC12	Drawer Component - 12"	1
10	DK4208	8" Door Kit	2
11	TA1WAD	Hook Bar	1
12	RKAWTR	Tank Holder Adapter	1
13	WKC1FDTS	Partition Wing Kit	1



LOW ROOF LOCKSMITH PACKAGE

5274TL Transit 130"/148"WB Low Roof

ITEM	MODEL	DESCRIPTION	QTY
1	17A	Catalog File	1
2	MD506	Drawer Cabinet Module	1
3	MD608	Workbench Module	1
4	S1M2HC2FSV	Partition with door	1
5	TA1	Hook Bar	1
6	WKC1FDTS	Partition Wing Kit	1



LOW ROOF BASE SHELVING PACKAGE

5156TL130 Transit 130"WB Low Roof
5156TL148 Transit 148"WB Low Roof

ITEM	MODEL	DESCRIPTION	QTY
1	AD44FP	ADseries 44" shelf unit	3
2	RK130FTS	Rail Kit for 130"WB	1
or	RK148FTS	Rail Kit for 148"WB	1
3	S1M2HC2FSV	Partition with door	1
4	WKC1FDTS	Partition Wing Kit	1



MEDIUM & HIGH ROOF GENERAL SERVICE PACKAGE

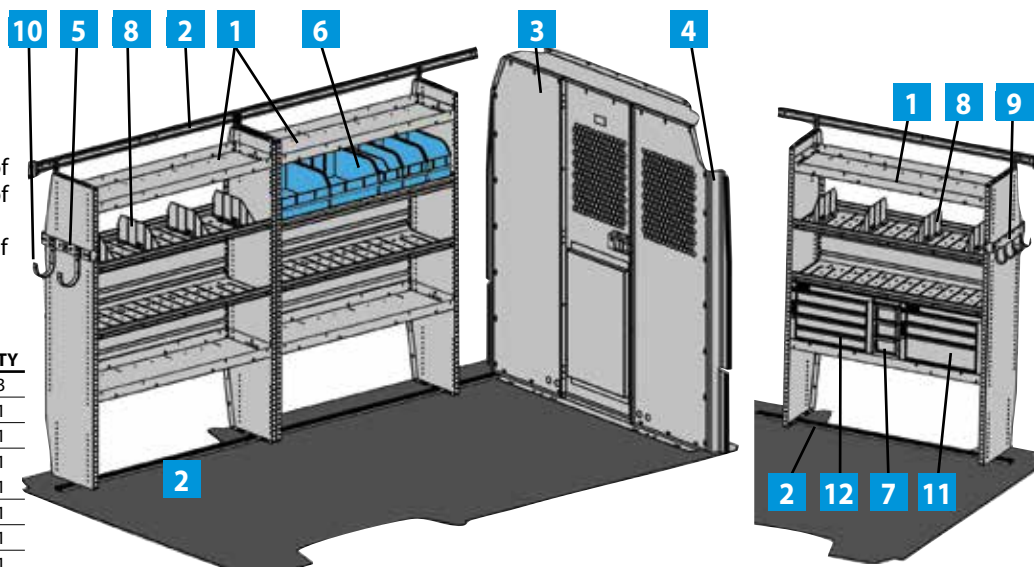
4317TM130 Transit 130"WB Med Roof

4317TM148 Transit 148"WB Med Roof

4317TH148 Transit 148"WB High Roof

4317TH148X Transit 148"EXT WB High Roof

ITEM	MODEL	DESCRIPTION	QTY
1	HAD4459	ADseries Shelf Unit 44"	3
2	RAIL KIT	*see list below	1
3	S1M2HC2PM	Partition with door	1
4	WKC1FDTM	Wing Kit, Med roof	1
or	WKC1FDTH	Wing Kit, High roof	1
5	BRK14EPS	End Panel Bracket	1
6	BR36212	Blue Bin System	1
7	DC6	6" Drawer Component	1
8	DV14C8	Divider Kit of 8	1
9	TA1WAD	3 Hook Bar	1
10	UH50	5" Hook	2
11	919	3 Drawer Combo	1
12	9	4 Drawer Shallow	1



MEDIUM & HIGH ROOF ELECTRICAL CONTRACTOR PACKAGE

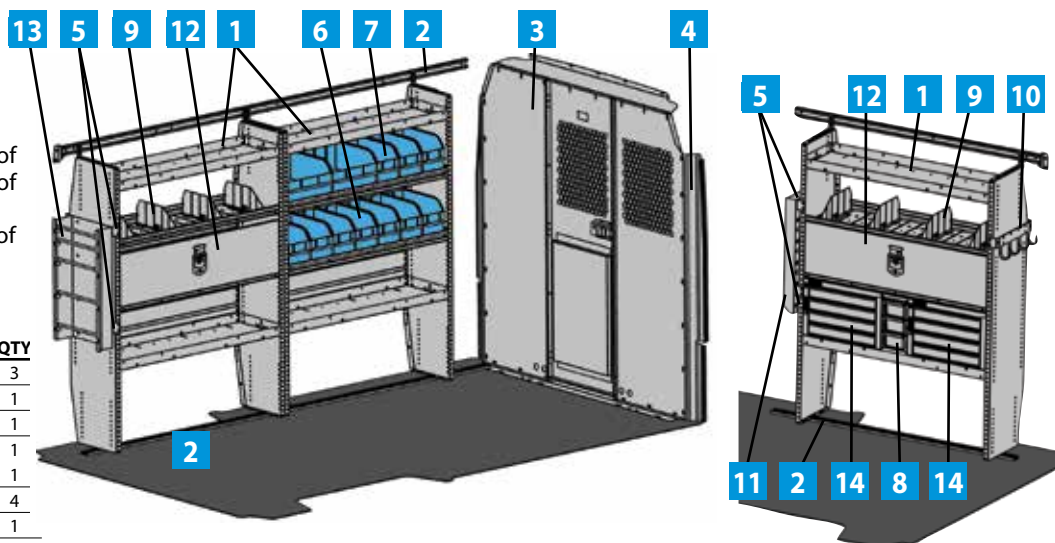
4319TM130 Transit 130"WB Med Roof

4319TM148 Transit 148"WB Med Roof

4319TH148 Transit 148"WB High Roof

4319TH148X Transit 148"EXT WB High Roof

ITEM	MODEL	DESCRIPTION	QTY
1	HAD4459	ADseries Shelf Unit 44"	3
2	RAIL KIT	*see list below	1
3	S1M2HC2PM	Partition with door	1
4	WKC1FDTM	Wing Kit, Med roof	1
or	WKC1FDTH	Wing Kit, High roof	1
5	BRK14EPS	End Panel Bracket	4
6	BR76012	Blue Bin System	1
7	BR36212	Blue Bin System	1
8	DC6	6" Drawer Component	1
9	DV14C8	Divider Kit of 8	1
10	TA1WAD	3 Hook Bar	1
11	CB5	Literature Rack	1
12	DK4210	Door Kit	2
13	WRH5	Wire Reel Holder	1
14	9	4 Drawer Shallow	2



*RAIL KITS

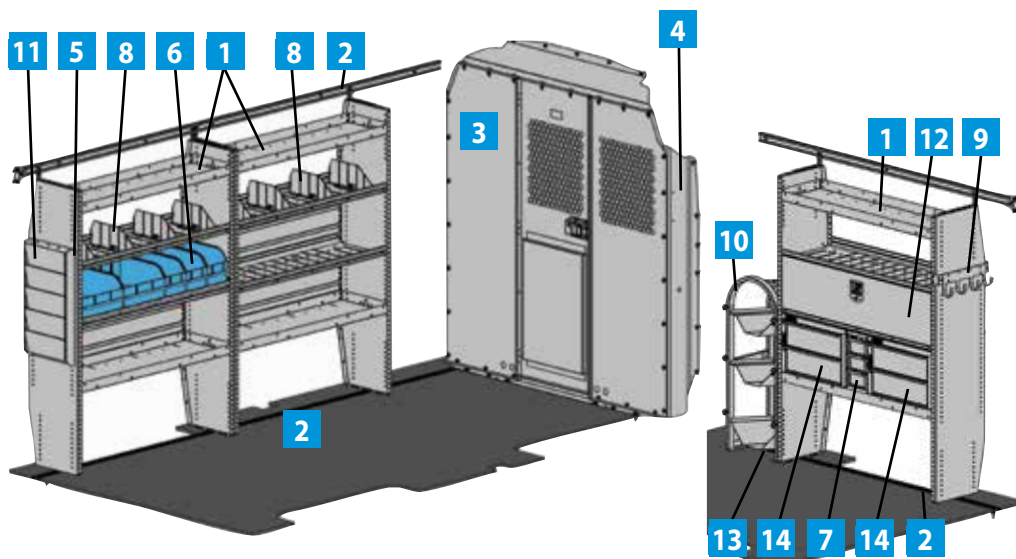
MODEL	DESCRIPTION
RK130FTM	130" WB Rail Kit - Transit RWB, med roof
RK148FTM	148" WB Rail Kit - Transit LWB, med/high roof
RK148FTHE	148"EXT WB Rail Kit - Transit LWBEL, high roof

MEDIUM & HIGH ROOF PLUMBING, HEATING & A/C REPAIR PACKAGE

4318TM130 Transit 130"WB Med Roof
4318TM148 Transit 148"WB Med Roof

4318TH148 Transit 148"WB High Roof
4318TH148X Transit 148"EXT WB High Roof

ITEM	MODEL	DESCRIPTION	QTY
1	HAD4459	ADseries Shelf Unit 44"	3
2	RAIL KIT	*see list on page 22	1
3	S1M2HC2PM	Partition with door	1
4	WKC1FDTM	Wing Kit, Med roof	1
or	WKC1FDTH	Wing Kit, High roof	1
5	BRK14EPS	End Panel Bracket	2
6	BR36212	Blue Bin System	1
7	DC6	6" Drawer Component	1
8	DV14C8	Divider Kit of 8	1
9	TA1WAD	3 Hook Bar	1
10	WTR230150	Welded Tank Rack	1
11	CB5	Literature Rack	1
12	DK4210	Door Kit	1
13	RKAWTR	Tank Rack Adapter	1
14	19	2 Drawer Medium	2

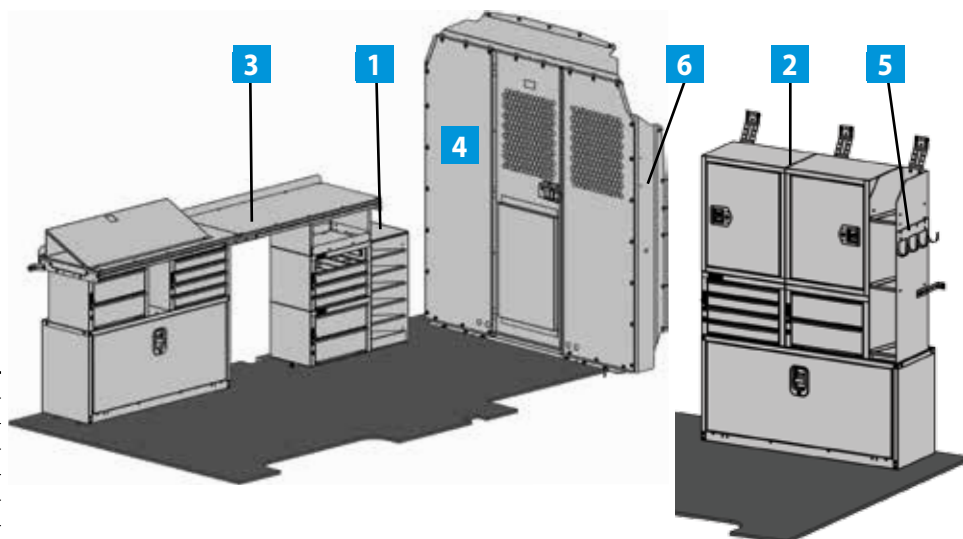


MEDIUM & HIGH ROOF LOCKSMITH PACKAGE

5274TM Transit 130"/148" WB
Med Roof

5274TH Transit 148"/148" EXT WB
High Roof

ITEM	MODEL	DESCRIPTION	QTY
1	17A	Catalog File	1
2	MD506PM	Drawer Cabinet Module	1
3	MD608PM	Workbench Module	1
4	S1M2HC2PM	Partition with door	1
5	TA1	Hook Bar	1
6	WKC1FDTM	Wing Kit, Med roof	1
or	WKC1FDTH	Wing Kit, High roof	1

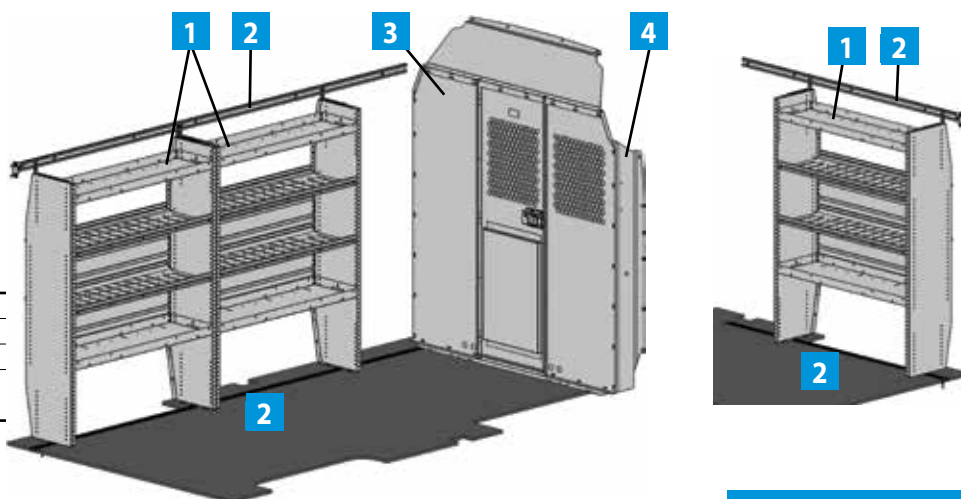



MEDIUM & HIGH ROOF BASE SHELVING PACKAGE

5156TM130 Transit 130"WB Med Roof
5156TM148 Transit 148"WB Med Roof

5156TH148 Transit 148"WB High Roof
5156TH148X Transit 148"EXT WB High Roof

ITEM	MODEL	DESCRIPTION	QTY
1	HAD4459	ADseries Shelf Unit, 44"	3
2	Rail Kit	*see list on page 22	1
3	S1M2HC2PM	Partition with door	1
4	WKC1FDTM	Wing Kit, Med roof	1
or	WKC1FDTH	Wing Kit, High roof	1


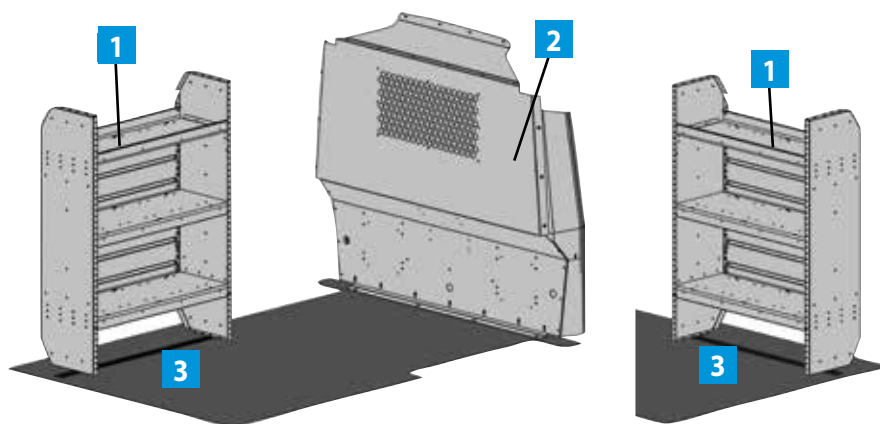




**5218
COMMERCIAL SHELVING
PACKAGE - LWB**

2014-on Transit Connect LWB

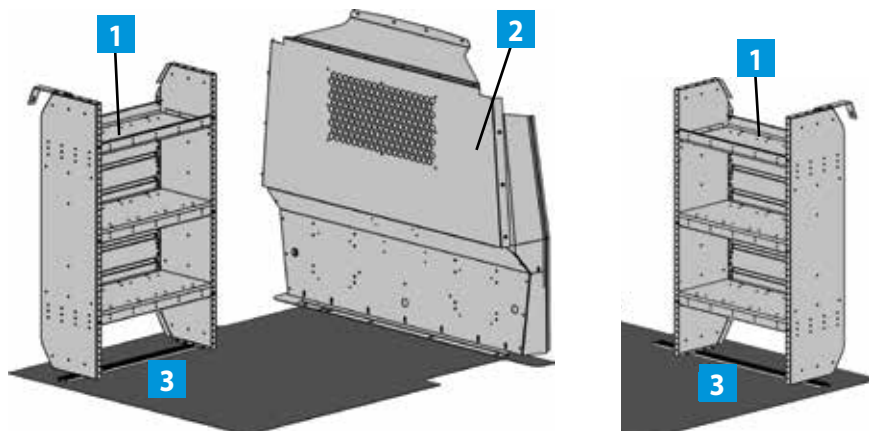
ITEM	MODEL	DESCRIPTION	QTY
1	AD1232TC14	ADseries Shelf 32"	2
2	P2TCS14	Steel Partition	1
3	RKTC14	Rail Kit 38"	2



**5224
COMMERCIAL SHELVING
PACKAGE - SWB**

2014-on Transit Connect SWB

ITEM	MODEL	DESCRIPTION	QTY
1	AD1226TC14	ADseries Shelf 26"	2
2	P2TCS14	Steel Partition	1
3	RKTC14	Rail Kit 38"	2

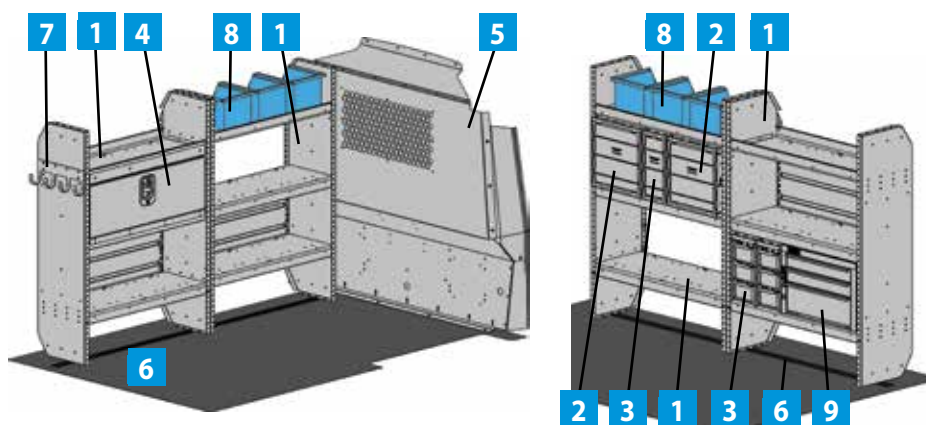




5219 GENERAL SERVICE PACKAGE - LWB

2014-on Transit Connect LWB

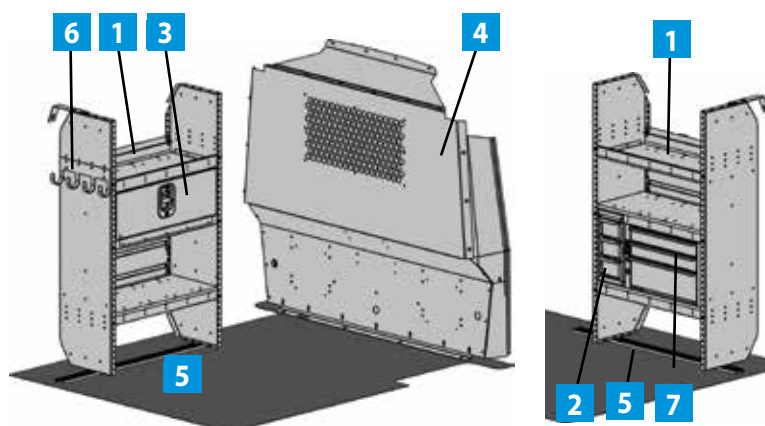
ITEM	MODEL	DESCRIPTION	QTY
1	AD1232TC14	ADseries Shelf 32"	4
2	DC12	Drawer Component 12"	2
3	DC6	Drawer Component 6"	3
4	DK32TC	Door Kit	1
5	P2TCS14	Steel Partition	1
6	RKDTC14	Rail Kit 70"	2
7	TA1	Four Hook Bar	1
8	28	Blue Bin	6
9	919	Three Drawer Combo	1



5225 GENERAL SERVICE PACKAGE - SWB

2014-on Transit Connect SWB

ITEM	MODEL	DESCRIPTION	QTY
1	AD1226TC14	ADseries Shelf 26"	2
2	DC6	Drawer Component 6"	1
3	DK26TC	Door Kit	1
4	P2TCS14	Steel Partition	1
5	RKTC14	Rail Kit 38"	2
6	TA1	Four Hook Bar	1
7	919	Three Drawer Combo	1

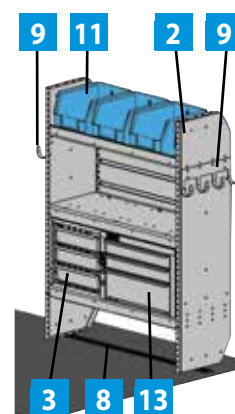
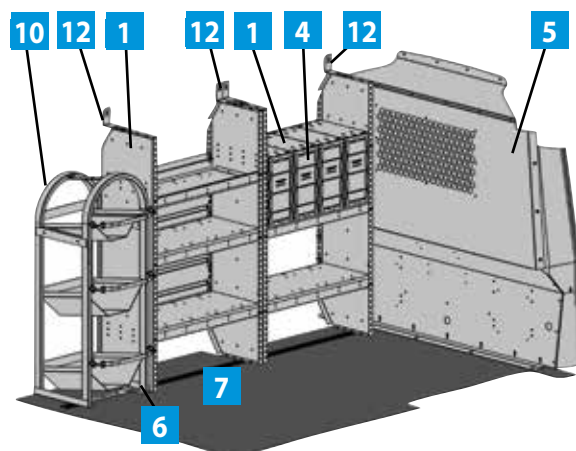


All illustrations, photos and specifications in this publication are based on the latest product information available at the time of content approval. The right is reserved to make changes at any time, without notice, in materials, specifications and models, and also to discontinue models.



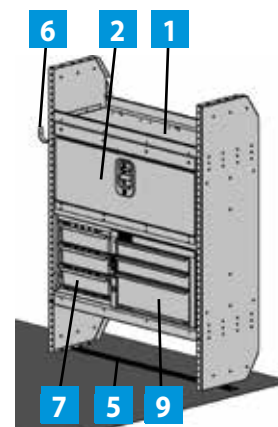
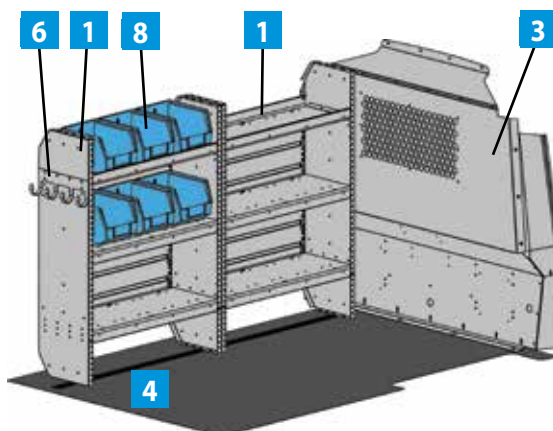
5217 HVAC PACKAGE - LWB 2014-on Transit Connect LWB

ITEM	MODEL	DESCRIPTION	QTY
1	AD1226TC14	ADseries Shelf 26"	2
2	AD1232TC14	ADseries Shelf 32"	1
3	DC12	Drawer Component 12"	1
4	DC6	Drawer Component 6"	4
5	P2TCS14	Steel Partition	1
6	RKAWTR	Rail Kit Adapter, WTR	1
7	RKDTC14	Rail Kit 70"	1
8	RKTC14	Rail Kit 38"	1
9	TA1	Four Hook Bar	2
10	WTR130250	Welded Tank Rack	1
11	28	Blue Bin	3
12	46361-G	Mounting Bracket	3
13	919	Three Drawer Combo	1



5220 ELECTRICAL CONTRACTOR PACKAGE - LWB 2014-on Transit Connect LWB

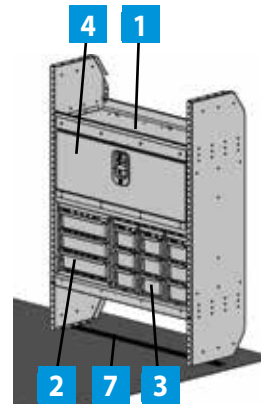
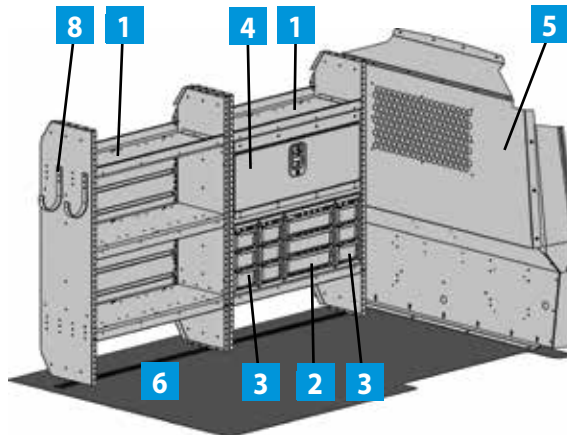
ITEM	MODEL	DESCRIPTION	QTY
1	AD1232TC14	ADseries Shelf 32"	3
2	DK32TC	Door Kit	1
3	P2TCS14	Steel Partition	1
4	RKDTC14	Rail Kit 70"	1
5	RKTC14	Rail Kit 38"	1
6	TA1	Four Hook Bar	2
7	DC12	Drawer Component 12"	1
8	28	Blue Bin	6
9	919	Three Drawer Combo	1





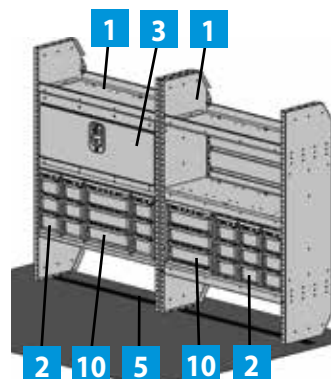
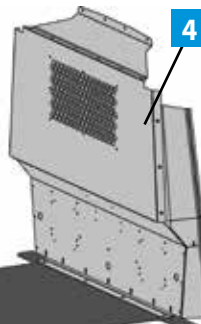
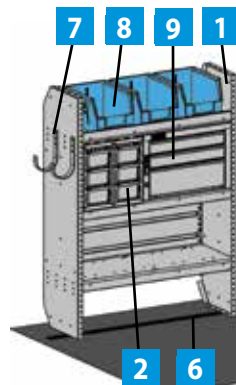
5221 TELECOM PACKAGE - LWB 2014-on Transit Connect LWB

ITEM	MODEL	DESCRIPTION	QTY
1	AD1232TC14	ADseries Shelf 32"	3
2	DC12	Drawer Component 12"	2
3	DC6	Drawer Component 6"	6
4	DK32TC	Door Kit	2
5	P2TCS14	Steel Partition	1
6	RKDTC14	Rail Kit 70"	1
7	RKTC14	Rail Kit 38"	1
8	UH50	5" Hook	2



5222 PLUMBING PACKAGE - LWB 2014-on Transit Connect LWB

ITEM	MODEL	DESCRIPTION	QTY
1	AD1232TC14	ADseries Shelf 32"	3
2	DC6	Drawer Component 6"	8
3	DK32TC	Door Kit	1
4	P2TCS14	Steel Partition	1
5	RKDTC14	Rail Kit 70"	1
6	RKTC14	Rail Kit 38"	1
7	UH50	5" Hook	2
8	28	Blue Bin	3
9	919	Three Drawer Combo	1
10	DC12	Drawer Component 6"	2



All illustrations, photos and specifications in this publication are based on the latest product information available at the time of content approval. The right is reserved to make changes at any time, without notice, in materials, specifications and models, and also to discontinue models.

MODEL	PAGE	DESCRIPTION
ACT3	17	Aerosol Can Tray
ACT4	17	Aerosol Can Tray
AD1226TC14	7	ADseries Shelf, Tr. Connect
AD1232TC14	7	ADseries Shelf, Tr. Connect
AD1426TC14	7	ADseries Shelf, Tr. Connect
AD1432TC14	7	ADseries Shelf, Tr. Connect
AD32FP	7	32" ADseries
AD44FP	7	44" ADseries
AD50FP	7	50" ADseries
AFD181236	15	Aluminum Floor Drawer
AFD241224	15	Aluminum Floor Drawer
AFD241236	15	Aluminum Floor Drawer
BH4	14	Binder Holder
BR36212	16	Bin System
BR76012	16	Bin System
BRK14EPS	7	End Panel Bracket
CB2	14	Two Book File
CB3	14	Three Book File
CB4	14	Utility Storage Box
CB5	14	Literature Holder
CB7	14	Literature Holder
CCD6	14	Center Console Desk
CCDHF6	14	Hanging File Holder
CCDLTH	14	Laptop Holder
CH-EP	13	Case Holder
CHPPC4S	13	Case Holder
CHPPC5SM	13	Parts Case Holder
CH1514SGL	13	Parts Case Shelf Single
CH-1514DBL	13	Parts Case Shelf Double
CL1446D	11	Cabinet Locker
CL1446R	11	Cabinet Locker
CRH2	17	Cable Reel Holder
DC6	12	Drawer Component
DC12	12	Drawer Component
DDL61FTL	18	Drop-Down Rack Single
DDL63FTL	18	Drop-Down Rack Double
DDL64FTL	18	Drop-Down Rack Combo
DK26TC	7	8" Door Kit for 12" shelf
DK3008	7	8" Door Kit
DK3010	7	10" Door Kit
DK32TC	7	10" Door Kit for 12" shelf
DK4208	7	8" Door Kit
DK4210	7	10" Door Kit
DK4808	7	8" Door Kit
DK4810	7	10" Door Kit
DK532	9	32" Door Kit
DK544	9	Door Kit
DK550	9	Door Kit
DS06112V	12	Drawer System
DS36012H	12	Drawer System
DS46012	12	Drawer System
DST21	17	Door Storage Tray
DT21	17	Door Tray
DTL21	17	Door Tray Lid
DTWL21	17	Door Tray w/Lid
DV12	7	Divider 12"
DV14	7	Divider 14"
DV19	15	Divider/Stow-All
DV14C1	7	Divider/Single
DV14C8	7	Divider/8 Pack
DV44U	9	Divider/8 pack
DV44U1	9	Divider/upper
DV44U4	9	Divider/4 pack
DV44L1	9	Divider/lower

MODEL	PAGE	DESCRIPTION
DV44L4	9	Divider/4 pack
DVJ9	15	Divider/Stow-All
DVJ19	15	Divider/Stow-All
DV9	15	Divider/Stow-All
FTLR-M61CS	18	LoadsRite single, med roof
FTLR-M61SS	18	LoadsRite single, med roof
FTLR-M63	18	LoadsRite dbl, med roof
FTLRRKLWB	18	LoadsRite Rail Kit 148"
FTLRRKSWB	18	LoadsRite Rail Kit 130"
HAD3259	8	32" HAD Shelving
HAD4459	8	44" HAD Shelving
HAD5059	8	50" HAD Shelving
HD3259	8	32" HD Shelving
HD4459	8	44" HD Shelving
HD5059	8	50" HD Shelving
ILR	20	Interior Ladder Rack
KDRH1426	17	End Panel Reel Holder
KDRH1432	17	End Panel Reel Holder
KDRH1444	17	End Panel Reel Holder
KDRH1450	17	End Panel Reel Holder
KDRH2	17	Reel Holder
LK8FT	20	Ladder Keeper
LK8FT148	20	Ladder Keeper
LKB1	14	Aluminum Lock Box
MD506	10	Module, Drawer Cabinet
MD507	10	Module, Drawer Rack
MD508	10	Module, Workbench
MD509	10	Module, Workbench
MD534	10	Module, Drawer Rack
MD608	10	Module, Workbench
PA5-1	5	Plexiglas Panel
PA5-2	5	Plexiglas Panel
PA5-SPR	5	Plexiglas Kit
PA7	5	Reflector Flare Kit
PA8	5	Fire Extinguisher
PA9	5	First Aid Tray
PA10	5	Practice Holder
PARFTL	4	Composite Partition
PARFTL-NW	4	Composite Partition
PARTC	6	Composite Partition, TC
PARTC-NW	6	Composite Partition, TC
PK1	5	Partition Door Kit, low roof
PK2	5	Partition Door Kit, med/high
PPCL	13	Portable Parts Case
PPCS	13	Portable Parts Case
P2TCFW14	6	Wire Partition, Tr. Connect
P2TCS14	6	Steel Partition, Tr. Connect
RKA1	7	Rail Kit Adapter
RKA3	7	Rail Kit Adapter
RKA4	7	Rail Kit Adapter
RKABRK1	7	Rail Kit Adapter
RKABRK2	7	Rail Kit Adapter
RKAWTR	7	Rail Kit Adapter
RKA919	7	Rail Kit Adapter
RKDTTC14	7	Long Rail Kit, Tr. Connect
RKTC14	7	Short Rail Kit, Tr. Connect
RK130FTM	7, 24	Rail Kit 130" med roof
RK130FTS	7	Rail Kit 130" low roof
RK148FTHE	7, 24	Rail Kit 148"EXT, high roof
RK148FTM	7, 24	Rail Kit 148" med roof
RK148FTS	7	Rail Kit 148" low roof
S1M1C1FSV	4, 5	Partition, low roof
S1M1C1PM	4, 5	Partition, med/high roof
S1M1HC1FSV	4, 5	Partition, low roof

MODEL	PAGE	DESCRIPTION
S1M1HC1PM	4, 5	Partition, med/high roof
S1M2C1FSV	4, 5	Partition, low roof
S1M2HC1FSV	4, 5	Partition, low roof
S1M2C2FSV	4, 5	Partition, low roof
S1M2C2PM	4, 5	Partition, med/high roof
S1M2HC2FSV	4, 5	Partition, low roof
S1M2HC2PM	4, 5	Partition, med/high roof
S2M2C2FSV	4, 5	Partition, low roof
S2M2HC2FSV	4, 5	Partition, low roof
SA-10	15	Stow-All/Single/Deep
SA-20	15	Stow-All/Double/Deep
SA-40	15	Stow-All/Quad/Deep
SAJ-10	15	Stow-All/Sgl/Shallow
SAJ-20	15	Stow-All/Dbl/Shallow
SAJ-30	15	Stow-All/Triple/Shallow
SAJ-40	15	Stow-All/Quad/Shallow
SBIN060614	16	6" Plastic Bin
SBIN120614	16	12" Plastic Bin
SBINDIV	16	Plastic Bin Divider
SF11218DC	9	DC Unit Shelf
SF11224DC	9	DC Unit Shelf
SF11236DC	9	DC Unit Shelf
SPT-4	12	SP Tote/Combo
SPT-4P	12	SP Tote/Poly
SPT-4S	12	SP Tote/Steel
SPT-S	12	SPT Steel Tray
SPT-P	12	SPT Poly Tote
SRAILAD26	16	Bin Retention Rail 26"
SRAILAD32	16	Bin Retention Rail 32"
SRAILAD44	16	Bin Retention Rail 44"
SRAILAD50	16	Bin Retention Rail 50"
STP12G	17	Paint, Gray
STP12W	17	Paint, White
STP12B	17	Paint, Black
TA1	5,17	Hook Bar
TA2	17	Hard Hat Holder
TA18	11	Propane Tank Cab.
TA19	11	CO2 Tank Cabinet
TA20	11	Mapp Gas Cabinet
TH30	5	Freon Tank Holder
TH50	5	Freon Tank Holder
TK10	15	Traction Kit
TK20	15	Traction Kit
TK30	15	Traction Kit
TK40	15	Traction Kit
UH10	17	Utility Hook
UH25	17	Utility Hook
UH50	17	Utility Hook
VMA36	17	Vise Mount Assm.
WKC1FDTH	5	Wing Kit, Transit high roof
WKC1FDTM	5	Wing Kit, Transit med roof
WKC1FDTS	5	Wing Kit, Transit low roof
WRH5	17	Wire Reel Holder
WTR130250	16	Tank Rack
WTR230150	16	Tank Rack
WTR330	16	Tank Rack
WTR350	16	Tank Rack
WTR430	16	Tank Rack
WTRTRAY	16	Top Tray
1	11	Cabinet
1A	11	Shelf
1BARRFT-B	21	1 Crossbar, black
1BARRFT-W	21	1 Crossbar, white
2	12	Drawer Unit

MODEL	PAGE	DESCRIPTION
2BARRFT-B	21	2-Bar Utility Rack, black
2BARRFT-W	21	2-Bar Utility Rack, white
2BTCL14	21	Utility Rack, TC LWB
2BTCS14	21	Utility Rack, TC SWB
3BARRFT-B	21	3-Bar Utility Rack, black
3BARRFT-W	21	3-Bar Utility Rack, white
4A	17	Parts Tray
4B	17	Parts Tray
8	12	Drawer Unit
9	12	Drawer Unit
12	11	Cabinet
12A	11	End Panel
14	17	Step Stool
17A	14	Catalog File
19	12	Drawer Unit
25	12	Divider/#2
26	12	Divider/#8
27	12	Divider/#19
28	9	Plastic Blue Bin
40	11	Wheelhouse Bin
43	14	Catalog File
60-132	17	Window Screen
60-133	17	Window Screen
60-134	17	Transit LR, CS Rear Door
60-135	17	Transit LR SS Rear Door
60-136	17	Transit CS Sliding Door
60-137	17	Transit SS Sliding Door
60-138	17	Transit CS Sliding Door
60-140	17	Transit CS Hinged 60 Door
60-141	17	Transit CS Hinged 40 Door

MODEL	PAGE	DESCRIPTION
60-TC14RB	17	Window Screen Kit Tr. Conn.
60-TCL14S	17	Window Screen Kit Tr. Conn.
60-TCS14S	17	Window Screen Kit Tr. Conn.
60-TRLHDRD	17	Window Screen
60-TRLRDR	17	Window Screen Kit, Transit
60-TRLSDR	17	Window Screen Kit, Transit
60-TRMHRDR	17	Window Screen
60-TRMHSDR	17	Window Screen
61-GLFTL	19	Grip-Lock, Single
63-GLFTL	19	Grip-Lock, Double
61-TCL14	21	Single Grip-Lock, TC LWB
61-TCS14	21	Single Grip-Lock, TC SWB
63-TCL14	21	Double Grip-Lock, TC LWB
63-TCS14	21	Double Grip-Lock, TC SWB
80-1	21	Conduit Carrier
80-2	21	Conduit Carrier
919	12	Drawer Unit
4317TH148	24	Gen Svc. Pkg, 148" high roof
4317TH148X	24	Gen Svc. Pkg, 148"ext high roof
4317TL130	22	Gen Svc. Pkg, 130" low roof
4317TL148	22	Gen Svc. Pkg, 148" low roof
4317TM130	24	Gen Svc. Pkg, 130" med roof
4317TM148	24	Gen Svc. Pkg, 148" med roof
4318TH148	25	PHVAC Pkg, 148" high roof
4318TH148X	25	PHVAC Pkg, 148"ext high roof
4318TL130	23	PHVAC Pkg, 130" low roof
4318TL148	23	PHVAC Pkg, 148" low roof
4318TM130	25	PHVAC Pkg, 130" med roof
4318TM148	25	PHVAC Pkg, 148" med roof
4319TH148	24	Elect. Pkg, 148" high roof

4319TH148X	24	Elect. Pkg, 148"ext high roof
4319TL130	22	Elect Pkg, 130" low roof
4319TL148	22	Elect Pkg, 148" low roof
4319TM130	24	Elect Pkg, 130" med roof
4319TM148	24	Elect Pkg, 148" med roof
4432	9	32" Welded Cabinet
4442	9	42" Welded Cabinet
4450	9	50" Welded Cabinet
5156TH148	25	Base Pkg, 148" high roof
5156TH148X	25	Base Pkg, 148"ext high roof
5156TL130	23	Base Pkg, 130" low roof
5156TL148	23	Base Pkg, 148" low roof
5156TM130	25	Base Pkg, 130" med roof
5156TM148	25	Base Pkg, 148" med roof
5217	28	HVAC Pkg TC LWB
5218	26	Shelving Pkg TC LWB
5219	27	Gen Svc Pkg TC LWB
5220	28	Electrical Pkg TC LWB
5221	29	Telecom Pkg TC LWB
5222	29	Plumbing Pkg TC LWB
5224	26	Shelving Pkg TC SWB
5225	27	Gen Svc Pkg TC SWB
5274TH	25	Lock. Pkg, high roof
5274TL	23	Lock. Pkg, low roof
5274TM	25	Locksmith Pkg, med roof
35325-G	7	32" ADseries Shelf
35327-G	7	44" ADseries Shelf
35328-G	7	50" ADseries Shelf
45047	16	Burco glass rack

ADRIAN STEEL COMPANY



QUALITY

- Our products are durable and reliable. Warranty claims are less than 1% of sales.
- Our warranty covers our products for three years or 36,000 miles.

INNOVATIVE PRODUCTS WITH FEATURES THAT MATTER

- Drawers that stay closed while in transit.
- ADseries truly adjustable shelving platform.
- Ladder racks that load and unload the safe and right way.
- Interior ladder storage.
- Plug and Play accessories.
- Anti-slam drawer latches, and much more!

COMMITMENT

At Adrian Steel, we are committed to you beyond the upfit!

- A dedicated Customer Care Team at corporate headquarters.
- A network of highly qualified distributors to support you locally.
- Our commitment to provide the best cargo management solutions in North America.

EXPERIENCE

- **Over One Million vans upfitted**, and counting! It's a fact that an organized vehicle increases work flow efficiencies and reduces inventory damages.
- Recognized as a National Truck Equipment Association MVP.



SERVICE

- Adrian Steel Products can be purchased throughout North America at authorized Adrian Steel distributors.
- Adrian Steel Customer Service Representatives are available M-F, 8am - 5pm EST at **1-800-677-2726**.
- E-mail us at info@adriansteel.com with questions, comments and feedback.
- Visit AdrianSteel.com for the most up-to-date product information, distributor locator, product catalogs, videos and more.

PROUDLY DISTRIBUTED BY:



906 James Street
Adrian, Michigan 49221-3996
517-265-6194 Fax: 517-265-5834
Toll Free **800-677-2726**
adriansteel.com info@adriansteel.com